

voting — in Delaware

A GUIDE FOR CITIZENS WITH DISABILITIES




Table of Contents

Why vote?	3
Is voting important?	3
Why should I vote?	3
Who can vote?	4
Who may not vote?	4
How do I register to vote?	5
What are political parties and how do I join one?	6
How do I decide who or what to vote for?	6
How do I find out about the candidates and issues?	7
What are the different ways I can vote?	7-9
What to expect at my polling place	9
All polling places must be accessible	9
Remember to bring identification	10
What is it like in the voting booth?	10-11
Can I get help when I vote?	11
What happens if I make a mistake?	11
What happens if I am told I cannot vote?	12
Where can I file a complaint about voting?	12
Are there any other elections held in Delaware?	13
How do I get more copies of this guide?	13
Delaware Department of Elections Contact Information	14
Affidavit for Absentee Ballot	15
Federal Mail Voter Registration Application	16-18
Disclaimer Guide	19

Why Vote?



Voting is the process used to elect people for offices such as the U.S. President, U.S Congress, Governor, State and Local Legislators or Officials who make the laws, design programs, and decide how tax dollars are spent. Voting gives citizens a chance to be heard.

Is voting important?

Voting is your right and responsibility as a citizen. When you vote, you are making important decisions about how Delaware and the United States are run. You should choose candidates you think will do the best job. If you do not vote, you are letting other people make these decisions for you.

Remember, your vote is secret. Nobody will know how you vote unless you wish to tell them. When you vote, you may choose to vote for only some of the offices or for all of them. Even if you do not vote on every single office, the votes that you do make will still count. It is up to you to vote for what is important.



Every opinion counts. Your vote matters!

Why should I vote?

- ✓ Because I care about what happens in Delaware and in the United States.
- ✓ Because I want to make changes in my community, state, or country.
- ✓ Because I want to keep things from changing; I like the way things are now.
- ✓ Because I want to set an example for others, especially children.
- ✓ Because I want my voice to be heard!

Who can vote?



- ✓ You must be a resident of Delaware
- ✓ You must be a United States citizen
- ✓ You must be at least 18 years old on or before Election Day
- ✓ You must be registered to vote

Who may not vote?

You may not vote in Delaware if:

- ✗ You are not a resident of Delaware
- ✗ You are not a United States citizen
- ✗ You are younger than 18 years old on or before the next General Election Day
- ✗ You claim your residence in another state
- ✗ A court has taken away your right to vote because of a mental disability and you have not gotten the right back (See info below)
- ✗ You have been convicted of a felony, and your right to vote has not been restored (See info below)

If you have a mental disability, a judge can take away your right to vote if he or she finds that you are incapacitated. **The judge must specifically write in an order that you cannot vote.** So even if you have a guardian, you can vote unless there is a written order saying that you cannot vote. If you have lost the right to vote, you can ask the court to restore that right at any time. Remember, however, that not everyone with a guardian has lost the right to vote. If you are unsure whether or not a court has decided that you have lost your right to vote, you should contact your attorney or guardian to find out.



If you have been convicted of a felony, you may not vote unless your right to vote has been restored. When you attempt to register to vote, your name is checked against criminal databases. A felony conviction for murder, sexual crimes, or crimes against the public permanently disqualifies you. If you have satisfied all fines and penalties, and five years have passed, you may submit a voter registration application. After you attempt to

register, you will receive a polling place card if you have met all requirements. You will receive a letter from the Department of Elections for your county if you are still ineligible.

Remember: You must still register to vote in order to cast a ballot.

How do I register to vote?

In order to register to vote, you must fill out, sign, and submit a voter registration application. Some of the places you can register are:

- ✓ State Service Centers (Delaware Department of Health and Social Services, Division of Social Services, Department of Labor) while conducting business.
- ✓ Visit <https://registertovote.elections.delaware.gov>. Please be sure you print, sign and mail your completed application.
- ✓ DMV while applying for or updating a driver's license or State ID
- ✓ The Department of Elections office for your county or the Office of the State Election Commissioner
- ✓ Public libraries where computers are available to register online



The registration form asks for your current, valid Delaware driver's license or Delaware identification card number. If you do not have either of these, we ask you to provide the last four digits of your social security number.

Warning: If you provide FALSE information on an application you can be fined up to \$200 and/or imprisoned for up to two years.

After you turn in a completed application, the Department of Elections for your county will send you a polling place card. The card tells you where to vote (your neighborhood polling place). If you do not receive your card within three (3) weeks of turning in your application, or if you have any questions regarding your registration, please call the Department of Elections for your county.

The last day to register is the fourth Saturday before the election. Your registration date is the date that your application is received by the Department of Elections for your county or the Office of the State Election Commissioner.

Note: To register to vote, read the information above and submit the voter registration application in the back of this booklet.

- ✓ The Presidential Primary Election will be held on the fourth Tuesday in April every four years. Registration deadline is the fourth Saturday before the election.
- ✓ The Primary Election will be held on the second Tuesday after the first Monday in September in even numbered years. Registration deadline is the fourth Saturday before the election.
- ✓ The General Election will be held on the first Tuesday after the first Monday in November in even numbered years. Registration deadline is the fourth Saturday before the election.
- ✓ Absentee voting begins approximately 45 days before any election.

What are political parties and how do I join one?

When you register to vote, you may choose to declare a political party. Different political parties have differing opinions about the issues. Currently the Democratic, Republican, Green, Independent Party of Delaware, and Libertarian parties have ballot status in Delaware.

In Delaware only registered Democrats and Republicans can vote in the State Primary. Only registered Democrats can vote in the Democratic Primary. Only registered Republicans can vote in the Republican Primary. Minor parties (all other parties that are not Democratic or Republican) hold conventions to select their candidates. Unaffiliated voters are not permitted to participate in the Delaware Primary Election.

In the General Election, you may vote for any candidate of any party. Your vote is secret.

How do I decide who or what to vote for?



Before you vote, you should learn about who is running for office. Find out how they feel about the different issues. Do they share your opinions or disagree with them? Do you think they will listen to you if they are elected? If they are already in office, do you think they have done a good job? Think about the things that are most important to you. What would you like to see changed? What rights do you want protected? Ask people you trust how they will vote and why. You do not need to vote the same way as your friends or family, but their advice may be helpful to you.

Some of the issues people might base their votes on are:

- | | |
|--|----------------------|
| ✓ Transportation | ✓ Affordable Housing |
| ✓ More services for people with disabilities | ✓ Taxes |
| ✓ Jobs | ✓ Education |
| | ✓ Health Care |

How can I learn about the candidates and issues?

You can find out about the candidates by reading the newspaper, the Internet, watching candidates debate on television, listening to the radio, and/or attending campaign events. You may also meet candidates in person and ask them what they will do if they are elected. You may see campaign ads on television and on the radio. You will probably get campaign materials in the mail. Ads are designed to try to convince you to vote for a particular candidate.



What are the different ways I can vote?



A ballot lists all the candidates running for office and the political party of each. To help you prepare for the election, you can request a sample ballot or view one online. A sample ballot shows you what offices and candidates you can vote for in the election. You can mark your sample ballot at home and bring it with you to help you remember what choices you made. Sample

ballots must be posted at every polling place, along with instructions on how the voting process works.

There are different ways to vote:

- ✓ You can go to your local polling place on Election Day.
- ✓ You can vote by absentee ballot through the mail or in the Department of Elections Office for your county.

Polling Places are specific locations set up for voting. They can be in many different locations such as churches, libraries, schools, or other types of public buildings.

To find your polling place:

- ✓ Check the address listed on your polling place card
- ✓ Visit the polling place locator at <http://pollingplace.delaware.gov/> up to one month before an election
- ✓ Call for TTY access at (866) 276-2353 up to one month before an election
- ✓ Contact the Department of Elections for your county by phone or their website
- ✓ Contact the Office of the State Election Commissioner

DEPARTMENT OF ELECTIONS-POLLING PLACE LOCATOR

You must be a registered voter in Delaware to locate your Polling Place.

Please provide information below, then click "Search":
(First and Last Names are the only required fields)

First Name:

Middle Initial:

Last Name:

Suffix:

Zip Code:

(nnnnn)

Search

Clear

If you have moved and have not notified your county elections office, the Polling Place displayed may be incorrect.

Questions? Please [contact](#) the election office for the county in which you reside.

[State of Delaware Home Page](#) [Commissioner of Elections](#) [Department of Elections for New Castle County](#) [Department of Elections for Kent County](#) [Department of Elections for Sussex County](#) [Feedback](#)

The polls are open from 7 a.m. to 8 p.m. on Election Day.

If you vote on Election Day, you must vote at your assigned polling place – the location where you are registered.

Absentee Ballots may be used if you are a registered voter who cannot get to your polling place on Election Day. For example, if you are out of town, or in the hospital, you may vote by absentee ballot. You must complete an application (affidavit) to request an absentee ballot. An affidavit is located at the end of this booklet.

Your application does not need to be notarized if you are a person who is:

- ✓ Sick or disabled or caring for a relative who is sick or disabled
- ✓ In the public service of the U.S. or State of Delaware (includes military)
- ✓ A spouse or dependent residing outside of the U.S.

Your application needs to be notarized if:

- ✓ You are on vacation
- ✓ You are a student
- ✓ Your work prevents you from going to your polling place
- ✓ You are incarcerated
- ✓ Your religion prevents you from going to your polling place

You may request an absentee ballot from the Department of Elections for your county in person, by mail, or by telephone. One request can cover all elections in an election cycle or you may request permanent absentee status. If you would like to have an absentee ballot mailed to you, please submit an application to the Department of Elections for your county by noon on the Friday before an election.

When you receive your ballot in the mail, follow all instructions carefully – mail it back to the address listed, or have it delivered to the Department of Elections for your county by 8 PM on Election Day. Ballots received late will not be counted.

What to expect at my polling place.

Voting can be confusing if you have never voted before. This guide provides helpful information, and election workers are trained to help make the voting process easier for you. Don't be afraid to ask for whatever assistance you need.

All polling places must be accessible.

By law, all polling places must be accessible to persons with disabilities. Everyone should be able to get into their polling place: doors should be wide enough for wheelchairs, ramps or elevators available as needed, parking spaces should be marked and walkways should be clear and level. Voter complaints regarding accessibility are often referred to Delaware's Architectural Accessibility Board for assessment.

All Delaware voting machines are accessible to all voters. ADAM, a headset and handheld device that allows visually impaired – or anyone including those with literacy issues – to vote unassisted, is available in all polling places. Voters may also bring someone to assist them or have two poll workers (from different political parties) help them operate the voting machine. Voting machines can be lowered to accommodate voter needs.



The handheld device, ADAM, lets visually impaired voters hear the ballot to vote without assistance.

Remember to bring identification.

When you enter the polling place, you will be asked your name. If this is your first time voting, you registered by mail, and you did not provide the required documentation, you must show a current one of the following:

- ✓ valid photo identification
(DE driver's license or State ID)
- ✓ utility bill
- ✓ bank statement
- ✓ government check
- ✓ paycheck or pay stub
- ✓ lease or mortgage
- ✓ other government document
that shows your name and
address

After identifying yourself, the poll worker will find your name on the poll list. If you voted before and did not bring your ID, you will still be able to vote after you complete an Affidavit of Affirmation of Voter Identity. You will then be asked to sign the list, or place a mark next to your name. If you are physically unable to sign, someone may do so for you. You will be handed a Permission to Vote card to give



to the voting machine operator. By State law, during Primary Elections your name and party affiliation will be announced before you enter the voting booth. This is to allow challenges to your eligibility. By State law, during General Elections only your name is announced.

What is it like in the voting booth?

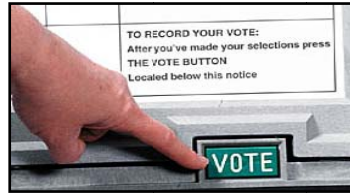


The poll worker steps behind the machine to activate the voting booth.

When it is your turn to vote, you will go into the voting booth. The poll worker steps behind the machine to activate the voting booth. The blinking red light in the left column identifies the offices you are voting for. Press the "X" to the right of the candidate's name for whom you wish to vote. The blinking light will go out and a solid red light will appear by your selection.



After making ALL of your selections, cast your vote by pressing the green VOTE button below the lower right corner of the ballot.



Always review your choices before pushing the "VOTE" button.

Before pushing the "VOTE" button, you should always review your choices. Once your vote is final, you may not change it. It is always best to double-check your selections before pressing the green VOTE button.

Can I get help when I vote?

Don't be afraid to ask for help if you need it. You have the right to ask for assistance when voting. You can ask a poll worker to show you how to operate the voting machine. If you still do not understand, do not hesitate to ask them to show you again.



You can also ask for help with casting your ballot if you have problems reading, if you have difficulty with the English language, or if you have a disability that prevents you from being able to operate a voting machine by yourself. Let someone know that you will need assistance when you first arrive – while you are giving your name to the poll worker. You can ask poll workers or any other person you choose to assist you. The law does not permit

your employer or an agent of your labor union to assist you in voting.


If you ask for help from poll workers to cast your ballot, it is required that two workers from different parties assist you.

What happens if I make a mistake?

If you vote on a machine, you have the opportunity to review your choices before casting your final vote. Unfortunately, once you push the "vote" button, you cannot change your vote.

What happens if I am told I cannot vote?

If your name does not appear on the poll list, the poll worker will check to see if you are registered to vote and are in the correct polling place. This may involve calling the Department of Elections. If you are in the wrong polling place, the poll worker will assist with directions to the correct polling place. If your name is not on the poll list but you believe you registered to vote, the Department of Elections can request a court order from a Superior Court judge.



If all else fails, you can vote a provisional ballot, available only in federal elections. These ballots are counted only if you are registered to vote and are voting in the correct polling place. Only federal offices are on provisional ballots.

If your only choices are to vote by provisional ballot or not vote at all, it is better to cast the provisional ballot.

Where can I file a complaint about voting?

If your polling place is not accessible, you have complaints about access to voting, or you believe your rights have been violated, you may contact the Department of Elections for your county, the Office of the State Election Commissioner, or the disabilities offices listed below.

State Council for Persons with Disabilities
401 Federal Street
Dover, DE 19901
(302) 739-3620
Kyle Hodges, Sr. Administrator

Disabilities Law Program
Community Legal Aid Society, Inc.
100 W. 10th St. Suite 801
Wilmington, DE 19801
(302) 575-0660 ext. 231
(302) 575-0840 Fax
Laura J. Waterland, Esq.
Senior Staff Attorney

Are there any other elections held in Delaware?



If a vacancy occurs in the middle of a term, a Special Election will be held. A Notice of Election will be published on the website for the Department of Elections for your county, local newspapers, and at the County Courthouse. Please contact the Department of Elections for your county for information on voter registration and absentee deadlines.

Public School Board elections are held the second Tuesday in May of each year. You do not need to be a registered voter to participate but you do need to be a U.S. citizen, a resident of the district, and at least 18 years of age on the day of the election. You do not need to own property in the district to vote. Also, if you have more than one child attending in the same school district, you only cast one vote in the school elections. School boards determine the dates for holding referenda.

Municipal elections are held based on each town's charter. Contact your town directly for more election information.

How do I get more copies of this guide?

You can get copies of this Voting Guide in English or Spanish by contacting the Office of the State Election Commissioner or the Department of Elections for your county.

State of Delaware Department of Elections Contact Information

Office of the State Election Commissioner

905 S. Governors Ave., Suite 170
Dover, DE 19904
(302) 739-4277

E-MAIL COE_Vote@state.de.us

WEBSITE <http://elections.delaware.gov/>

COMMISSIONER

Elaine Manlove
Elaine.Manlove@state.de.us

New Castle County Department of Elections

Carvel State Office Building
820 N. French St., 4th Floor
Wilmington, DE 19801
(302) 577-3464

WEBSITE <http://electionsncc.delaware.gov/>

GENERAL EMAIL <http://elections.delaware.gov/>

ABSENTEE VOTING absentee@state.de.us

WORKING AT THE POLLS electionofficer@state.de.us

DIRECTOR

Anthony J. Albence
Anthony.Albence@state.de.us

DEPUTY
DIRECTOR

Howard G. Sholl, Jr.
Howard.Sholl@state.de.us

Kent County Department of Elections

100 Enterprise Place
Suite 5
Dover, DE 19904
(302) 739-4498

WEBSITE <http://electionskc.delaware.gov/>

ABSENTEE VOTING absenteekc@state.de.us

DIRECTOR

Joyce Wright
JoyceL.Wright@state.de.us

DEPUTY
DIRECTOR

Douglas Greig
Douglas.Greig@state.de.us

Sussex County Department of Elections

119 N. Race St.,
P.O. Box 457
Georgetown, DE 19947
(302) 856-5367

WEBSITE <http://electionssc.delaware.gov/>

ABSENTEE VOTING absenteesc@state.de.us

DIRECTOR

Ken McDowell
Kenneth.L.McDowell@state.de.us

DEPUTY
DIRECTOR

Jean Turner
Jean.M.Turner@state.de.us

State of Delaware - Affidavit for Absentee Ballot - General or Special Election
Complete Column "I" and then complete Section "A" or "B" as appropriate.

Column "I"

PLEASE PRINT LEGIBLY

Full Name: _____
Address of your home in Delaware: _____

Date of Birth: _____

SSN(optional): _____

Political Party
Affiliation: _____

Telephone Number: _____

Email Address: _____

Address to which ballot is to be mailed if it is different
than the Delaware address written above:

I request a ballot for the following elections:

☐ Primary ☐ General ☐ Special ☐ All elections

NOTE: Public School Elections require a different affidavit.

BELOW IS FOR OFFICE USE ONLY

ED: _____ RD: _____ Style: _____

Mail ☐ In Person ☐ ID: _____ Party: _____

Date Affidavit Returned: _____

Voucher Number: _____

Date Ballot Mailed: _____

Section "A"

THIS SECTION DOES NOT
HAVE TO BE NOTARIZED.

Complete this section if you are temporarily or
permanently physically disabled or if you cannot go to
your polling place because of one of the other reasons
listed below.

I do solemnly swear or affirm, under penalty of perjury,
that I am unable to go to my regular polling place
during the forthcoming election(s) for the reason
checked below and that the information contained
herein is true.

☐ If you want to be a permanent absentee voter,
check the box to the left AND the reason below.

Check the appropriate box below:

☐ I am sick, or temporarily or permanently physically
disabled.

☐ I am in public service of the U.S. or the State of
Delaware.

☐ I am a spouse or dependent residing with or
accompanying a person temporarily residing outside
the territorial limits of the United States and the
District of Columbia.

My expected location on Election Day is: _____

Telephone number (at my expected location on Election Day): _____

Date: _____

Voter Signature: _____

Section "B"

THIS SECTION MUST BE NOTARIZED.

Complete this section if you cannot go to your polling
place for one of the reasons listed below.

I do solemnly swear or affirm, under penalty of perjury,
that I am unable to go to my regular polling place
during the forthcoming election(s) for the reason
checked below and that the information contained
herein is true.

Check the appropriate box below:

☐ Due to the nature of my business or occupation (to
include students) including the business or
occupation of providing constant care to a parent,
spouse or that person's child who is living at home
and requires constant care due to illness or injury.

☐ I am incarcerated.

☐ I am absent from the district while on vacation.

☐ Due to the tenets or teachings of my religion.

My expected location on Election Day is: _____

Telephone number (at my expected location on Election Day): _____

Voter signature: _____

Subscribed and sworn to before me this _____

Day of _____

NOTARY: _____

STATE OF DELAWARE

VOTER REGISTRATION APPLICATION and ELIGIBILITY AFFIDAVIT

Control
Number:

☐ **YES** ☐ **NO** I am a citizen of the United States. If NO, do not continue.

☐ I do not want to register to vote at this time.

Last Name			First Name			Middle Name			Suffix					
Date of Birth Month Day Year			DE Drivers License or ID # (See back)			Social Security Number (See back)			Telephone Number (optional)			Political Party Affiliation		
House #		Street Name					Apt/Lot/Unit #		Development					
City/Town					State DE	Zip Code		County		School District				
Email address (optional)														
Mailing Address if different than above														

COMPLETE THIS SECTION IF YOU ARE REGISTERED TO VOTE ANYWHERE ELSE

Previous name/maiden name
Previous Address
Previous City, County, State, Zip Code

OATH

I hereby swear or affirm that I am a citizen of the United States, I am a permanent resident of the State of Delaware at the address given above, I am or will be 18 years of age on or before Election Day and all of the information given above that was provided by me is true and correct to best of my knowledge, I hereby authorize cancellation of any previous registration.

Applicant's Signature

Date Completed

=====

FOR DEPARTMENT, AGENCY, OR POLLING PLACE USE ONLY

Agency Representative Signature(s)								
ED	RD	New	Transfer	Name Change	Party Change	Other County	Source	Application Date
Remarks								

Look on the back for information about registering to vote.

- This form has two purposes: for use by citizens to register to vote and to update their registration information.
- You may register to vote if you are: a United States Citizen; a permanent resident of Delaware; at least 18 years old on the date of the next General Election; not adjudged to be mentally incompetent; or an ex-felon who meets the requirements as specified by law according to 15 Del C. Chapter 61. If you indicate that you are not a citizen or fail to answer that question, your application will be rejected.
- If you register to vote even though you know you are not eligible, you can be fined between \$50.00 - \$200.00 or imprisoned for 30 days to two years, or both.
- The office at which you submit this application will remain confidential except as provided by law.
- The information that you provide on this application, with the exception of your Social Security Number, is public information.
- The fact that you have declined to register will remain confidential except as provided by law.
- We ask you to provide a valid Delaware Driver's License number or Delaware ID Number. If you have neither, we ask you to provide a Social Security Number.
- If you are submitting this application by mail and it is the first time you have registered in Delaware, you must submit with this application, a copy of a current and valid photo identification or a copy of a current utility bill, bank statement, government check, paycheck or other government document that shows your name and address. If you do not provide required identification documentation, you must provide it the first time you vote in a federal election.
- Disclosure of your telephone number is voluntary.
- You should receive a polling place card once your application has been accepted. You will be notified by mail if your application is rejected. If you do not receive the card or other notification in three-four weeks, please contact the Department of Elections for your county.

IDENTIFICATION NUMBER DISCLOSURE STATEMENT

Disclosure of your driver's license number, ID number or your Social Security Number is requested so that each individual who is registered to vote is identifiable in an accurate and efficient manner. If you do not have a valid driver's license number, ID number or a Social Security Number, you will be assigned a nine (9) digit identifying number during the processing of your registration.

Your driver's license number, ID number or your Social Security Number are used as necessary for administrative purposes only relating to voting, including identifying you as a registered voter, insuring no individual is registered in more than one place, verifying addresses, verifying voting districts, and may be used for any other lawful purpose. The registration application containing your driver's license number, ID number or your Social Security Number will become part of the registration records of your county.

FOR OFFICIAL USE ONLY

FIRST CLASS
STAMP
NECESSARY
FOR
MAILING



DISCLAIMER. THIS PUBLICATION IS PROVIDED AS GENERAL INFORMATION AND IS INTENDED AS A GENERAL REFERENCE SOURCE FOR PERSONS WITH DISABILITIES AND THEIR ADVOCATES. THIS INFORMATION IS NOT MEANT TO CREATE AN ATTORNEY-CLIENT RELATIONSHIP OR PROVIDE LEGAL COUNSEL. BEFORE ACTING OR REFRAINING FROM ACTING, PLEASE SEEK LEGAL ADVICE FOR A LICENSED ATTORNEY. THE STATE ELECTION COMMISSIONER'S OFFICE HAS USED ITS BEST EFFORTS IN COLLECTING AND PREPARING MATERIAL INCLUDED IN THIS PUBLICATION, BUT DOES NOT WARRANT THAT THE INFORMATION HEREIN IS COMPLETE OR ACCURATE, AND DOES NOT ASSUME, AND HEREBY DISCLAIMS, ANY LIABILITY TO ANY PERSON FOR ANY LOSS OR DAMAGE CAUSED BY ERRORS OR OMISSIONS HEREIN, WHETHER SUCH ERRORS OMISSIONS RESULT FROM NEGLIGENCE, ACCIDENT OR ANY OTHER CAUSE.