

POLLING PLACES IN DELAWARE

FINDINGS AND RECOMMENDATIONS FOR COMPLIANCE WITH THE *AMERICANS WITH DISABILITIES ACT (ADA)* AND THE *HELP AMERICA VOTE ACT*

**Prepared for:
State of Delaware
Commissioner of Elections**



Volume I (Fire Halls, Community Centers, Churches and Clubs) **Kent County**

December, 2005

Gray Smith's Office

Architecture & Community Development
Expert Analysis & Testimony

1219 Locust Street
Philadelphia, PA 19107

Gray Smith's Office

Architecture & Community Development
Expert Analysis & Testimony

CONTENTS

INTRODUCTION

ACKNOWLEDGEMENTS

GRAY SMITH'S OFFICE

Findings and Recommendations: Polling Places in Kent County

Kenton Ruritan Club
Leipsic Fire Hall
Wesley United Methodist Church
Magnolia Fire Hall
Frederica Fire Hall
Houston Fire Hall
Harrington Fire Hall
Farmington Fire Hall
VCF (Viola) Ruritan Club
First Church of God
Marydel Fire Hall
Cheswold Fire Hall Station 43
Little Creek Fire Hall Station 54

INTRODUCTION

This volume is one of three, one for each County in Delaware, documenting information obtained from surveys of 127 polling places in the state. The purpose of the effort was to identify, at each site, the physical conditions that create architectural barriers to disabled persons, which might prevent them from voting, or would otherwise be hazardous to disabled persons. The basis for the analysis was the federal *Help America Vote Act* and the *Americans with Disabilities Act (ADA)*.

It was noted that the staffs of the Departments of Elections for Kent, New Castle and Sussex Counties had made great strides toward improving polling place accessibility before this study was assigned. Those efforts included extensive mitigations of a temporary nature, including detailed site surveys and drawings, portable signs, and personal assistance. The Departments' staffs were frequently called upon to review and advise on changes at polling places that might affect accessibility.

Report format: An individual report has been prepared for each polling place site and building. A corrective action is recommended for each defective condition, so as permanently to provide *ADA* compliance. The reports are intentionally formatted in 3-ring binders, and also electronically for computer review. Each site report can be shared with the stakeholders for that site.

Implementation: There are several ways to undertake the physical work outlined to improve conditions for accessibility. Virtually every activity involves some design work and construction. Based on the sources of funds and the applicable procurement policies, there are several methods to consider:

Gray Smith's Office

Architecture & Community Development
Expert Analysis & Testimony

- Require each polling place owner to implement the corrections, either with their own funds or reimbursed with public funds.
- Engage state or county governmental agency(s) to contract for architectural design and construction at all or most of the sites, perhaps in multiples.
- Undertake a combination of the 2, based on local preferences.

In any event, there are several unavoidable steps in the process of performing the corrections at a polling place:

- Architectural and/or engineering drawings detailing the work to be performed.
- Some or all of: a Building Permit; Department of Streets Permit; Electrical Permit.
- A construction contract for the work, with all of the standard safeguards.
- Inspections of the work by the architect and/or engineer, and the local Codes Official.
- Verification of correct completion relayed to the Election Commission, and the County Departments of Elections.

Regulatory requirements: It was observed during the course of the surveys that many of the non-accessibility features were also in violation of other regulatory requirements expected of the facilities, even if it were not a polling place. Most of the defects were not in compliance with the *Americans with Disabilities Act Accessibility Guidelines (ADAAG)*, the *Fair Housing Act Fair Housing Accessibility Guidelines*, state accessibility regulations, and/or local Building Codes. It is strongly recommended that the owners of each facility visited consult with architects to assure that full regulatory compliance is pursued when the work is designed.

Gray Smith's Office

Architecture & Community Development
Expert Analysis & Testimony

Details to consider: During implementation of the recommendations, it will be important for those undertaking the design and construction to consider the following:

- **Parking availability:** On election day, it was suggested that at least 2 accessible parking spaces be made available – all day – for disabled voters. At some locations, this effort might exclude daily users who might otherwise be using the parking spaces. In some instances, it was clear that fewer accessible spaces were provided at the site than were required by the various regulations noted above. Many locations had no van-accessible spaces, although required by regulations to do so. The County Departments of Elections compensated in some cases by temporarily identifying and reserving regular parking spaces for disabled voters on election day. It will therefore be necessary at each site to determine the full total of accessible and van-accessible spaces required by regulation – in most cases more than 2 spaces alone. Once achieved, the Departments of Elections can simply identify and preserve, with portable signage, 2 permanently accessible parking spaces for election day in cooperation with the property owner.
- **Parking signs:** Upright signs are required for every permanent accessible parking space. Signage used for identifying accessible parking spaces were observed at the polling place with many different messages. Several were in accordance with the Delaware Department of Transportation regulations (see below). Many were not. It is recommended that parking signs at each site be replaced with the correctly worded sign, if not currently correct. Signs should be wall-mounted if a wall is available, or on a permanent upright sign post, at 5 feet high.

Gray Smith's Office

Architecture & Community Development
Expert Analysis & Testimony



Source: DE Department of Transportation

A supplemental sign for van-accessible parking spaces: VAN-ACCESSIBLE – can be placed below the official sign shown above.

- **“handicapped”**: Use of the term “handicapped” has become archaic, in that the disabled community has determined that the term does not accurately represent the character of physically disabled persons. It has been demonstrated that the international blue wheelchair symbol (as seen on the sign above) is now universally recognized for its meaning. As such, it is recommended that, where “handicapped” now appears on any signs at polling places, it be replaced with the symbol. Should the written word be necessary in some cases, “disabled” and “accessible” are acceptable terms.
- **Surface painting**: General parking surface striping is usually undertaken with white or yellow paint. Surface paint used for accessible parking spaces, side access aisles, accessible routes and crosswalks specifically for disabled persons, and accessibility symbols are recommended to be medium to light blue, depending on the darkness of the paved surface. Periodic repainting is also necessary due to wear.

Gray Smith's Office

Architecture & Community Development
Expert Analysis & Testimony

- **Snow and ice:** As most polling places, the potential for surface accumulation of ice and snow is high during inclement weather. Arrangements should be made to assure availability of melting chemicals before and during election day.

Finally, it is suggested that the corrective work performed at each location be documented with digital cameras when completed and transmitted to the appropriate Department of Elections and to the Commissioner of Elections. This activity, when recorded, will verify compliance. Such documentation can be made a requirement of a construction contract.

Gray Smith's Office

Architecture & Community Development
Expert Analysis & Testimony

ACKNOWLEDGEMENTS

The efforts undertaken to produce this study were made possible through the leadership and funding from Delaware's Commissioner of Elections, Frank B. Calio and his staff. Assisting in the 11, day-long trips to polling places were Cara Hartsky (Department of Elections for New Castle County), Barbara Lippincott (Department of Elections for New Castle County), Gary Hilderband (Department of Elections for Kent County) and Wayne Osborn (Department of Elections for Sussex County), who also made sure no one got lost. A well-drawn set of diagrams on temporary election day signage and parking locations at many of the sites was very helpful.

Encouragement was received from the Delaware Disabilities Law Program, Laura J. Waterland, Esquire.

Finally, Kimberly Latona, Office Manager and Gray Smith's Office overall computer expert, developed the intricate layouts for the survey forms and books, and the final report. They are easy to understand and follow up with productive action.

Reference was made to a number of key federal and local publications oriented toward making the polling places accessible to disabled persons. They are recommended for anyone concerned with this important goal.

1. *Americans with Disabilities Act ADA Checklist for Polling Places*, U.S. Department of Justice, Civil Rights Division, Disability Rights Section, February 2004. Copies available for download: www.ada.gov or by calling the ADA Information Line at 800-514-0301 (voice), 800-514-0383 (TTY).

Gray Smith's Office

Architecture & Community Development
Expert Analysis & Testimony

2. *Code of Federal Regulations: 28 CFR Part 36, Revised as of July 1, 1994 – Nondiscrimination on the Basis of Disability by Public Accommodations and in Commercial Facilities, which includes the Americans with Disabilities Act Accessibility Guidelines (ADAAG).*
3. *ADAAG Manual: a guide to the Americans with Disabilities Act Accessibility Guidelines*, U.S. Architectural and Transportation Barrier Compliance Board, July 1998.
4. *State of Delaware – STATE PLAN – Help America Vote Act*, September 15, 2003, Frank B. Calio, Commissioner of Elections.
5. Brochure: *Voting is Easy in Delaware!*, State of Delaware Commission of Elections.
6. *Disabilities Law Program Primary Accessibility Survey*, Community Legal Aid Society, Inc., Wilmington, DE, May 5, 2004.
7. "The Face of Accessibility in the Voting Process", *Outlooks, A Newsletter from the Pennsylvania Developmental Disabilities Council*, Fall 2002.
8. "Help America Vote Act: New Law Includes Provisions for Access", *ADA & IT in focus*, a publication of the ADA & IT Information Center for the Mid-Atlantic Region, Fall 2003.

With appreciation to all that helped:

Gray Smith AIA AICP

Gray Smith's Office

Architecture & Community Development
Expert Analysis & Testimony

GRAY SMITH AIA AICP

Gray Smith AIA AICP, is the owner of **Gray Smith's Office**, an architectural and urban planning consulting practice. The firm has undertaken many construction projects with an equal emphasis on rehabilitation, historic preservation and new construction, including complex housing, commercial and institutional projects. For governments and non-profit organizations, the firm completed numerous inner-city and downtown planning studies. **Gray Smith's Office** also provides services in forensic analysis and testimony on premises liability, construction litigation, accessibility for disabled persons, planning and zoning, and related disputes.

Mr. Smith was a founding board member of the **Preservation Coalition of Greater Philadelphia**. He was President of the **Philadelphia Chapter of the American Institute of Architects (AIA)** in 1982 and Chair of its Urban Design Committee. He is a member of the **American Institute of Certified Planners (AICP)**, **International Code Council**, and the **National Fire Prevention Association (NFPA)**. He is a shareholder in the **Atheneum of Philadelphia**.

Gray Smith has served as board member of the **Citizens Coalition for Energy Efficiency (C2E2)**, and the **Housing Consortium for Disabled Individuals (HCDI)**. He was a member of the **Philadelphia Bar Association's Investigative Division of the Commission on Judicial Selection and Retention**, an arbitration panelist for the **American Arbitration Association (AAA) Construction Division**, and is a technical advisor to the **SeniorLaw Center**. He has been Chairperson of the Zoning and Code Enforcement Committees of the **South Street Neighborhood Association (SSNA)**, and the **Bella Vista Civic Association**, and Chair of the **SSNA Liquor Control Committee**. Mr. Smith is a past **SSNA** President.

In Philadelphia, Gray Smith was appointed by Mayor Wilson Goode to the **Mayor's Task Force on the Schuylkill Falls Housing Project**, and served on Councilman Ed Schwartz's **Task Force on Neighborhood Resources** and on the **Managing Director's South Street Task Force**. He participated in the **Adaptable Housing Standards Committee** in amending the Philadelphia Building Codes, and was a consultant to the **Fire Safety Committee** of the **Boarding Home Residents Task Force** regarding City Fire Code revisions. The firm produced the **Stair Injury Prevention Manual** for the Philadelphia Injury Prevention Program of the City Health Department. Mr. Smith is a member of the **Barrier-Free Design Committee** of the **Mayor's Commission on Persons with Disabilities**.

In 2003, Mr. Smith received the Regional Award for accessibility advocacy from the **Inglis Foundation of Philadelphia**. He received the 1995 Preservation Achievement Award from the **Philadelphia Historic Preservation Corporation**.

In 1998, 1999 and 2000, Mr. Smith was appointed by the **International Code Council** to serve on the **International Zoning Code Committee**, and the **International Property Maintenance Code Development Committee**, in the annual code change review process. In April 2005, he conducted a seminar on *The Construction Code System in Philadelphia* for the **Lorman Education Services** continuing education program. He serves on the Advisory Committee for the **ADA & IT Information Center for the Mid-Atlantic Region**. He is a member of the **Inclusive Communities Working Group** of the **Housing Alliance of PA**.

Mr. Smith has a Masters degree from **Tulane University School of Architecture** (1965) in New Orleans. He was a **Loeb Fellow in Advanced Environmental Studies** at the **Harvard Graduate School of Design** (1973-74). He is licensed to practice in Pennsylvania, New Jersey and Delaware.

Gray Smith's Office


Architecture & Community Development
Expert Analysis & Testimony

Mr. Smith authored a column in the *Philadelphia City Paper* on "Endangered Buildings and Places". He has presented many lectures and invited papers, and has been a contributor to the *Philadelphia Daily News* and *Philadelphia Inquirer* newspapers.

11.05

Polling Place Accessibility Surveys

Kent County



Gray Smith's Office

Architecture & Community Development
Expert Analysis & Testimony

| DELAWARE COMMISSIONER OF ELECTIONS POLLING PLACE ACCESSIBILITY RECOMMENDATIONS | |
|---|---------------------|
| Name of Polling Place: Kenton Ruritan Club | County: Kent |
| Address: Main Street & Route 300, Kenton | |
| Contact Person(s) Assisting Survey: Gary Hilderband | |
| Voting Area: Agricultural Rotary Club: Community Room | |

| FINDINGS AND RECOMMENDATIONS BASED ON ON-SITE SURVEY AND ADA REQUIREMENTS | |
|---|--|
| Survey Performed by: Gray Smith AIA AICP | |
| Survey Date: June 20, 2005 | |
| <p>Note: Entry was not available to the facility during the visit.</p> <p>1. Parking: There were no designated accessible parking spaces on the gravel parking area.</p> <p>Recommendation: Pave a section nearest to the entrance ramp and designate and surface paint, with side access aisle and one van accessible space, as indicated in the following drawing. Include upright signs at 5 feet high with "van-accessible" sign.</p> <div style="text-align: center;"> </div> | |

Gray Smith's Office

Architecture & Community Development
Expert Analysis & Testimony

Name of Polling Place: Kenton Ruritan Club **County:** Kent

FINDINGS AND RECOMMENDATIONS BASED ON ON-SITE SURVEY AND ADA REQUIREMENTS

Survey Performed by: Gray Smith AIA AICP



Survey Date: June 20, 2005

- 2. Route to entrance ramp:** The route to the ramp is over grass.

Recommendation: Pave a walkway 48 inches wide from the accessible parking spaces (see above) to the bottom of the ramp.

- 3. Entrance ramp:** The wood entrance ramp has a raised edge at the bottom. The ramp handrails do not extend beyond the ends at the bottom, are not graspable, and have no edge protection to prevent slipping off. A tree overhangs the ramp at less than 80 inches high.

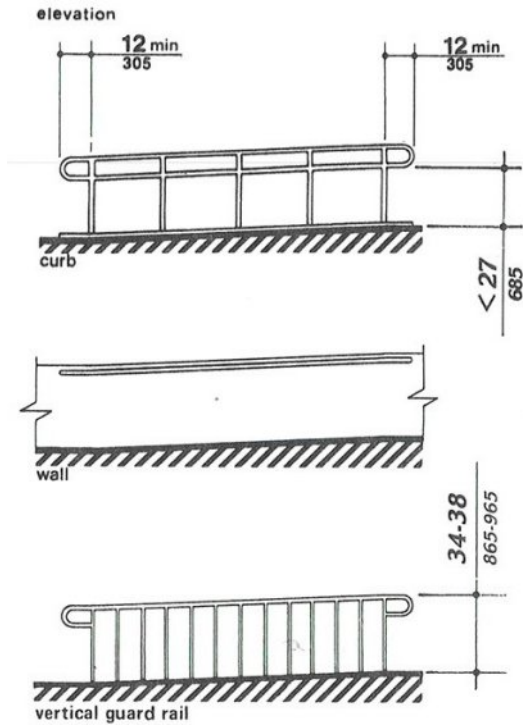
Recommendation: Add supplementary 2 inches diameter steel handrails at 32-34 inches high, and with extensions of 12 inches at the bottom ends. Add 2 x 6 edge protection at the bottom of the handrails at the ramp surface. See drawings below. Assure level transition with new walkway (see above) at bottom. Trim tree limbs to above 80 inches.



Gray Smith's Office

Architecture & Community Development
Expert Analysis & Testimony

Name of Polling Place: Kenton Ruritan Club **County:** Kent
FINDINGS AND RECOMMENDATIONS BASED ON ON-SITE SURVEY AND ADA REQUIREMENTS
Survey Performed by: Gray Smith AIA AICP
Survey Date: June 20, 2005



4. **Entrance door:** The entrance door has doorknobs.

Recommendation: Replace doorknobs with lever handles.



Gray Smith's Office

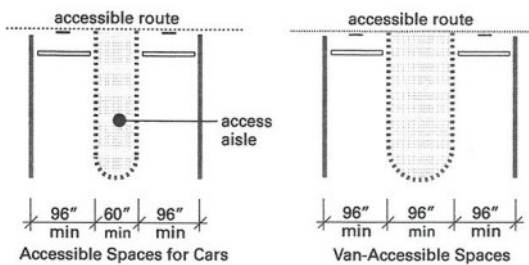
Architecture & Community Development
Expert Analysis & Testimony

| DELAWARE COMMISSIONER OF ELECTIONS POLLING PLACE ACCESSIBILITY RECOMMENDATIONS | |
|---|---------------------|
| Name of Polling Place: Leipsic Fire Hall | County: Kent |
| Address: 319 Main Street, Leipsic | |
| Contact Person(s) Assisting Survey: Gary Hilderband | |
| Voting Area: Volunteer Fire Hall: Banquet Hall | |

FINDINGS AND RECOMMENDATIONS BASED ON ON-SITE SURVEY AND ADA REQUIREMENTS
Survey Performed by: Gray Smith AIA AICP
Survey Date: June 20, 2005

1. Parking: Two accessible parking spaces were provided; however, they were located up against the building very close to two entrances. Neither were designated as van-accessible.

Recommendation: Relocate accessible spaces away from but nearby to the entrances. Surface paint and provide side access aisles and one van-accessible space as indicated in the following drawing. Include upright signs at 5 feet high and a "van-accessible" sign.



Gray Smith's Office

Architecture & Community Development
Expert Analysis & Testimony

Name of Polling Place: Leipsic Fire Hall **County:** Kent

FINDINGS AND RECOMMENDATIONS BASED ON ON-SITE SURVEY AND ADA REQUIREMENTS

Survey Performed by: Gray Smith AIA AICP


Survey Date: June 20, 2005

- 2. Route to entrance:** The paved area around the entrance to the polling place was irregular with some raised edges. A downspout spills onto the surface creating the potential for ice collection.

Recommendation: Cut out and repave with concrete an area approximately 8 feet square outside the entrance door to secure a level surface. Reroute downspout away from door and provide de-icing on cold election days.

- 3. Entrance door and Vestibule doors:** The entrance and Vestibule doors required 10 to 18 pounds of push pressure to open.

Recommendation: Adjust or replace automatic door closers to assure 5 pounds push pressure.



Gray Smith's Office

Architecture & Community Development
Expert Analysis & Testimony

| DELAWARE COMMISSIONER OF ELECTIONS POLLING PLACE ACCESSIBILITY RECOMMENDATIONS | |
|---|---------------------|
| Name of Polling Place: Wesley United Methodist Church (front) | County: Kent |
| Address: East Lockerman Street, Dover | |
| Contact Person(s) Assisting Survey: Gary Hilderband | |
| Voting Area: Church: Fellowship Hall | |



FINDINGS AND RECOMMENDATIONS BASED ON ON-SITE SURVEY AND ADA REQUIREMENTS

Survey Performed by: Gray Smith AIA AICP
Survey Date: June 20, 2005

Note: There are 2 polling places in this facility: Front and Rear – with separate entrances.

- 1. Entrance ramp:** The front entrance ramp has no handrail on one side, and no level landing at the top (sloping up to the door).

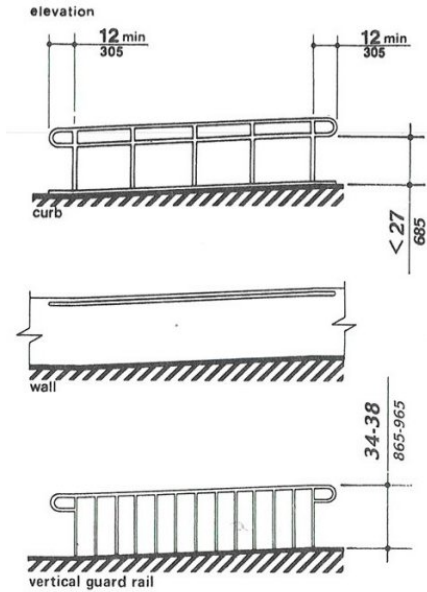
Recommendation: Repave the entrance ramp to provide a level landing, 5 feet deep, in front of the entrance door. Slope the ramp at no greater than a 1:12 ratio. Include a new handrail on the side wall and add a supplementary handrail to the existing railing to correspond to the new slope. See drawings below.



Gray Smith's Office

Architecture & Community Development
Expert Analysis & Testimony

Name of Polling Place: Wesley Church United Methodist Church (front) **County:** Kent
FINDINGS AND RECOMMENDATIONS BASED ON ON-SITE SURVEY AND ADA REQUIREMENTS
Survey Performed by: Gray Smith AIA AICP
Survey Date: June 20, 2005



- 2. Entrance door:** The entrance door requires a push pressure of 15 pounds to open.

Recommendation: Adjust or replace automatic door closer to assure a maximum of 5 pounds push pressure.

Gray Smith's Office

Architecture & Community Development
Expert Analysis & Testimony

| DELAWARE COMMISSIONER OF ELECTIONS POLLING PLACE ACCESSIBILITY RECOMMENDATIONS | |
|---|--|
| Name of Polling Place: Wesley United Methodist Church (rear) | |
| County: Kent | |
| Address: East Lockerman Street, Dover | |
| Contact Person(s) Assisting Survey: Gary Hilderband | |
| Voting Area: Church: Fellowship Hall | |

FINDINGS AND RECOMMENDATIONS BASED ON ON-SITE SURVEY AND ADA REQUIREMENTS

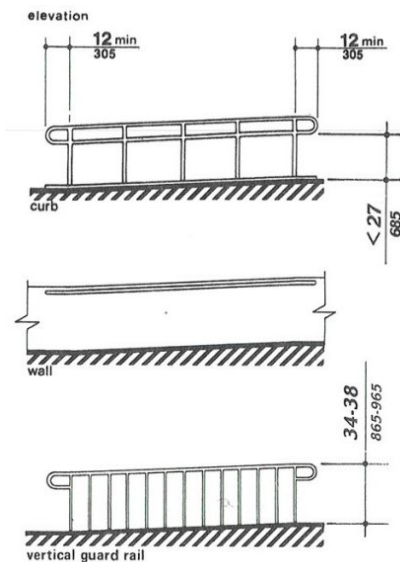
Survey Performed by: Gray Smith AIA AICP

Survey Date: June 20, 2005

Note: There are 2 polling places in this facility: Front and Rear – with separate entrances.

- 1. Interior ramp:** The ramp inside the entry has no handrails.

Recommendation: Install wall-mounted handrails on both sides, with extensions of 12 inches beyond the ramp ends top and bottom, as indicated in the drawing below.



Gray Smith's Office

Architecture & Community Development
Expert Analysis & Testimony




| DELAWARE COMMISSIONER OF ELECTIONS POLLING PLACE ACCESSIBILITY RECOMMENDATIONS | |
|---|--|
| Name of Polling Place: Magnolia Fire Hall | |
| County: Kent | |
| Address: Main Street, Magnolia | |
| Contact Person(s) Assisting Survey: Gary Hilderband | |
| Voting Area: Volunteer Fire Hall: Community Room | |

| FINDINGS AND RECOMMENDATIONS BASED ON ON-SITE SURVEY AND ADA REQUIREMENTS | |
|--|---|
| Survey Performed by: Gray Smith AIA AICP Survey Date: June 20, 2005 | |
| <p>Note: Entry was not available to this facility during the visit.</p> <p>It was noted that this facility appeared to have all its components compliant with the ADA.</p> |  |

Gray Smith's Office

Architecture & Community Development
Expert Analysis & Testimony

| DELAWARE COMMISSIONER OF ELECTIONS POLLING PLACE ACCESSIBILITY RECOMMENDATIONS | |
|---|--|
| Name of Polling Place: Frederica Fire Hall | |
| County: Kent | |
| Address: Front Street & Route 12, Frederica | |
| Contact Person(s) Assisting Survey: Gary Hilderband | |
| Voting Area: Volunteer Fire Hall: Engine Room | |

| FINDINGS AND RECOMMENDATIONS BASED ON ON-SITE SURVEY AND ADA REQUIREMENTS | |
|--|--|
| <p>Survey Performed by: Gray Smith AIA AICP Survey Date: June 20, 2005</p> | |
| <p>Note: Entry was not available to this facility during the visit.</p> <p>1. Parking: The parking lot for this facility was across a wide street such that the route to the polling place was lengthy, hazardous and included several raised curbs. There were no designated accessible parking spaces.</p> <p>Recommendation: Coordinate with the local Department of Streets to designate 2 permanent, on-street, accessible parking spaces with upright signs. Locate near the side door entrance to the polling place.</p> |   |
|  | |

Gray Smith's Office

Architecture & Community Development
Expert Analysis & Testimony

Name of Polling Place: Frederica Fire Hall **County:** Kent


FINDINGS AND RECOMMENDATIONS BASED ON ON-SITE SURVEY AND ADA REQUIREMENTS

Survey Performed by: Gray Smith AIA AICP

Survey Date: June 20, 2005

- 2. Entrance door:** The main door used to enter the polling place is a regular entrance door. Because of one step, the door is unusable for disabled persons, who must use the large overhead door at the front of the Engine Room.

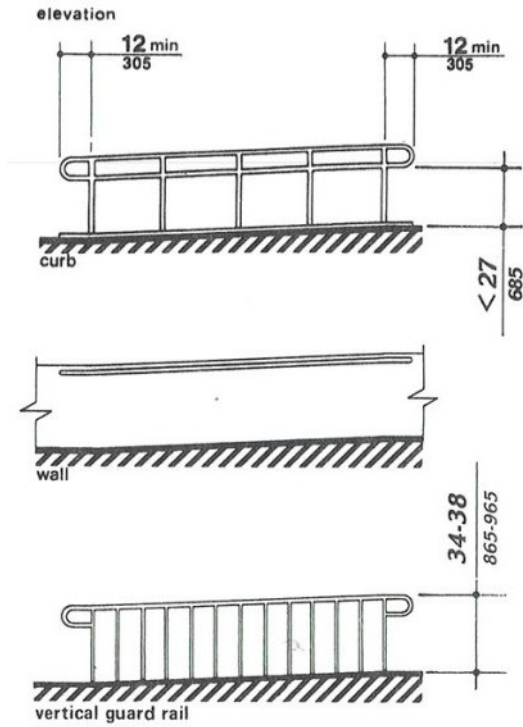
Recommendation: Expand or replace the concrete landing outside the door with a 5 feet square landing. Add a 36 inches wide concrete ramp with a slope ratio of 1:12, and handrails on each side 34 inches high, with extensions of 12 inches at the ends. Install guardrails around landing. See drawings below. Eliminate use of overhead door on election day.



Gray Smith's Office

Architecture & Community Development
Expert Analysis & Testimony


Name of Polling Place: Frederica Fire Hall **County:** Kent
FINDINGS AND RECOMMENDATIONS BASED ON ON-SITE SURVEY AND ADA REQUIREMENTS
Survey Performed by: Gray Smith AIA AICP
Survey Date: June 20, 2005



Gray Smith's Office

Architecture & Community Development
Expert Analysis & Testimony


| DELAWARE COMMISSIONER OF ELECTIONS POLLING PLACE ACCESSIBILITY RECOMMENDATIONS | |
|---|---------------------|
| Name of Polling Place: Houston Fire Hall | County: Kent |
| Address: 143 Broad Street, Houston | |
| Contact Person(s) Assisting Survey: Gary Hilderband | |
| Voting Area: Volunteer Fire Hall: Engine Room | |

| FINDINGS AND RECOMMENDATIONS BASED ON ON-SITE SURVEY AND ADA REQUIREMENTS | |
|---|---|
| Survey Performed by: Gray Smith AIA AICP Survey Date: June 20, 2005 | |
| <p>Note: Entry was not available to this facility during the visit.</p> <p>Parking: Accessible parking spaces are provided including van-accessible space. There was no van-accessible sign.</p> <p>Recommendation: Install "van-accessible" sign.</p> |  |

Gray Smith's Office

Architecture & Community Development
Expert Analysis & Testimony

| DELAWARE COMMISSIONER OF ELECTIONS POLLING PLACE ACCESSIBILITY RECOMMENDATIONS | |
|---|---------------------|
| Name of Polling Place: Harrington Fire Hall | County: Kent |
| Address: Clark Street, Harrington | |
| Contact Person(s) Assisting Survey: Gary Hilderband | |
| Voting Area: Volunteer Fire Hall: Community Hall | |

| FINDINGS AND RECOMMENDATIONS BASED ON ON-SITE SURVEY AND ADA REQUIREMENTS | |
|--|---|
| Survey Performed by: Gray Smith AIA AICP Survey Date: June 20, 2005 | |
| <p>It was noted that this facility was in complete compliance with the ADA.</p> |  |

Gray Smith's Office

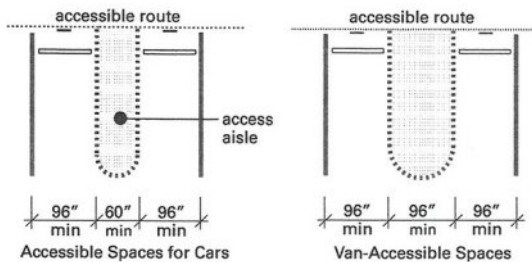
Architecture & Community Development
Expert Analysis & Testimony

| DELAWARE COMMISSIONER OF ELECTIONS POLLING PLACE ACCESSIBILITY RECOMMENDATIONS | |
|---|---------------------|
| Name of Polling Place: Farmington Fire Hall | County: Kent |
| Address: US 13 & Main Street | |
| Contact Person(s) Assisting Survey: Gary Hilderband | |
| Voting Area: Volunteer Fire Hall: Banquet Room | |

FINDINGS AND RECOMMENDATIONS BASED ON ON-SITE SURVEY AND ADA REQUIREMENTS
Survey Performed by: Gray Smith AIA AICP
Survey Date: June 20, 2005

1. Parking: Accessible parking spaces were provided; however, there were no side access aisles and no van-accessible space. The surface paint was wearing away.

Recommendation: Reconfigure and repaint accessible parking area to include side access aisles and a van-accessible space, as indicated in the drawing below. Relocate upright signs and add a "van-accessible" sign.



Gray Smith's Office

Architecture & Community Development
Expert Analysis & Testimony

Name of Polling Place: Farmington Fire Hall **County:** Kent

FINDINGS AND RECOMMENDATIONS BASED ON ON-SITE SURVEY AND ADA REQUIREMENTS

Survey Performed by: Gray Smith AIA AICP

Survey Date: June 20, 2005

- 2. Route to entrance:** A small ramp outside the entrance door did not have a landing, in that the ramp sloped up to the door. There was no edge protection to prevent slipping off the ramp.

Recommendation: Repave the walkway to provide a landing at the door 5 feet deep, and a ramp up to the landing. Provide a curb 2 inches high on each side of the ramp and landing.

- 3. Inside door:** When open, the inside door to the Banquet Room is only 30 inches clear, in lieu of 32 inches.

Recommendation: On election day, remove the door from its hinges and set aside.

(Note: It was advised that a new addition was planned for this facility. It is recommended that the construction be made compliant with *ADA* guidelines and the local Building Code.)



Gray Smith's Office

Architecture & Community Development
Expert Analysis & Testimony

| DELAWARE COMMISSIONER OF ELECTIONS POLLING PLACE ACCESSIBILITY RECOMMENDATIONS | |
|---|---------------------|
| Name of Polling Place: VCF (Viola) Ruritan Club | County: Kent |
| Address: Ruritan Lane, Viola | |
| Contact Person(s) Assisting Survey: Gary Hilderband | |
| Voting Area: Agricultural Rotary Club: Community Room | |

| FINDINGS AND RECOMMENDATIONS BASED ON ON-SITE SURVEY AND ADA REQUIREMENTS | |
|--|---|
| <p>Survey Performed by: Gray Smith AIA AICP Survey Date: June 20, 2005</p> | |
| <p>Note: Entry was not available to this facility during the visit.</p> <p>1. Parking: Accessible parking spaces were provided; however, there were no painted side aisles and the surface paint was wearing away. There was no “van-accessible” sign.</p> <p>Recommendation: Reconfigure and repaint the accessible parking area to include side access aisles and a van-accessible space as indicated in the drawing below. Relocate the upright signs and add a “van-accessible” sign.</p> |  |
| <div style="display: flex; justify-content: space-around; align-items: flex-end;"> <div style="text-align: center;">  <p>Accessible Spaces for Cars</p> </div> <div style="text-align: center;">  <p>Van-Accessible Spaces</p> </div> </div> | |

Gray Smith's Office

Architecture & Community Development
Expert Analysis & Testimony

Name of Polling Place: Viola Ruritan Club **County:** Kent

FINDINGS AND RECOMMENDATIONS BASED ON ON-SITE SURVEY AND ADA REQUIREMENTS

Survey Performed by: Gray Smith AIA AICP


Survey Date: June 20, 2005

- 2. Route to entrance:** The concrete walkway to the entrance is a narrow 36 inches, in lieu of 48 inches. Large shrubbery encroaches slightly on the walkway.

Recommendation: Add 18 inches of concrete to the walkway and patch several cracked and defective areas.

- 3. Entrance and interior doors:** The entrance and interior doors (pairs) had doorknobs. The entrance doors had a threshold 1 ½ inches high.

Recommendation: Replace all doorknobs with lever handles. Replace the entrance door threshold with a wider, beveled, low-profile, aluminum threshold.



Gray Smith's Office

Architecture & Community Development
Expert Analysis & Testimony

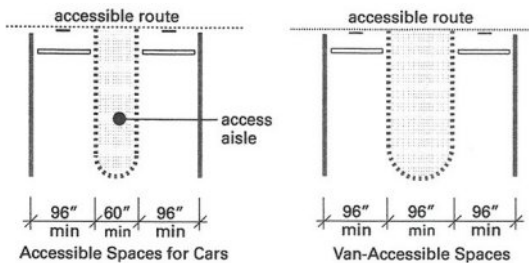
| DELAWARE COMMISSIONER OF ELECTIONS POLLING PLACE ACCESSIBILITY RECOMMENDATIONS | |
|---|---------------------|
| Name of Polling Place: First Church of God | County: Kent |
| Address: 56 Honeysuckle Road, Camden-Wyoming | |
| Contact Person(s) Assisting Survey: Gary Hilderband | |
| Voting Area: Church: Fellowship Hall | |

FINDINGS AND RECOMMENDATIONS BASED ON ON-SITE SURVEY AND ADA REQUIREMENTS
Survey Performed by: Gray Smith AIA AICP
Survey Date: June 20, 2005

Note: Entry was not available to this facility during the visit.

- Parking:** Ample accessible parking spaces were provided; however, there were no side access aisles, no van-accessible space, and no upright signs.

Recommendation: Reconfigure and repaint parking areas to include side access aisles and a van-accessible space as indicated in the drawing below. Provide upright signs at 5 feet high and a "van-accessible" sign.



Gray Smith's Office

Architecture & Community Development
Expert Analysis & Testimony

Name of Polling Place: First Church of God **County:** Kent



FINDINGS AND RECOMMENDATIONS BASED ON ON-SITE SURVEY AND ADA REQUIREMENTS

Survey Performed by: Gray Smith AIA AICP

Survey Date: June 20, 2005

- 2. Entrance ramp:** The wood entrance ramp has no upper landing, has a 1:8 slope ratio (too steep), has no handrails, and no edge protection to prevent slipping off. At the bottom edge of the ramp, there is a raised edge greater than 1/2 inch.

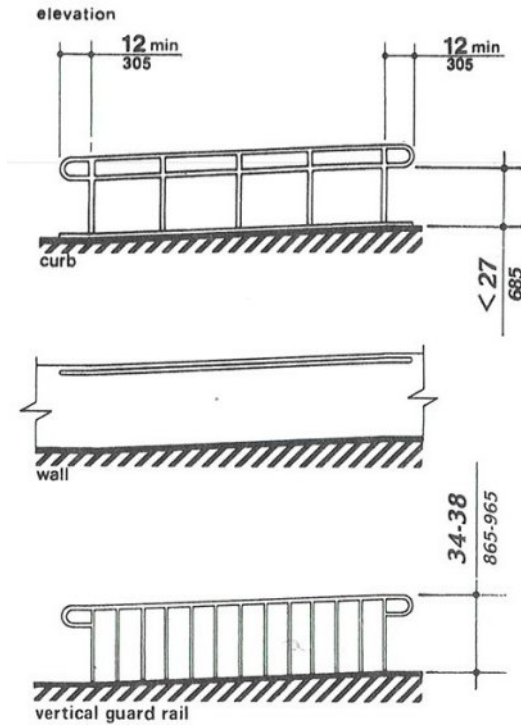
Recommendation: Remove and replace the ramp with a new wood or concrete structure with: a 5 feet deep landing at the top; graspable round handrails on both sides that extend 12 inches beyond the ramp surface; outside edge protection; smooth, level transition at the bottom; guardrail at the landing. See drawings below.



Gray Smith's Office

Architecture & Community Development
Expert Analysis & Testimony

Name of Polling Place: First Church of God **County:** Kent
FINDINGS AND RECOMMENDATIONS BASED ON ON-SITE SURVEY AND ADA REQUIREMENTS
Survey Performed by: Gray Smith AIA AICP
Survey Date: June 20, 2005



3. **Entrance door:** There is a 3/4 inch high raised edge under the door. The door has doorknobs.



Recommendation: Eliminate the raised edge when constructing the new ramp and landing (see above). Replace the doorknobs with lever handles.



Gray Smith's Office

Architecture & Community Development
Expert Analysis & Testimony



| DELAWARE COMMISSIONER OF ELECTIONS POLLING PLACE ACCESSIBILITY RECOMMENDATIONS | |
|---|---------------------|
| Name of Polling Place: Marydel Fire Hall | County: Kent |
| Address: Circle 186A / Fire House Lane, Marydel | |
| Contact Person(s) Assisting Survey: Gary Hilderband | |
| Voting Area: Volunteer Fire Hall | |

| FINDINGS AND RECOMMENDATIONS BASED ON ON-SITE SURVEY AND ADA REQUIREMENTS | |
|---|---|
| Survey Performed by: Gray Smith AIA AICP Survey Date: June 20, 2005 | |
| <p>Note: Entry was not available to this facility during the visit.</p> <p>Parking: Accessible parking spaces were provided, including van-accessible space and signs. The surface paint was wearing away.</p> <p>Recommendation: Repaint the surface.</p> <p>It was noted that the entrance ramp was in full ADA compliance and is an excellent example of an accessible entrance treatment.</p> |   |

Gray Smith's Office

Architecture & Community Development
Expert Analysis & Testimony



| DELAWARE COMMISSIONER OF ELECTIONS POLLING PLACE ACCESSIBILITY RECOMMENDATIONS | |
|---|---------------------|
| Name of Polling Place: Cheswold Fire Hall Station 43 | County: Kent |
| Address: 371 Main Street, Cheswold | |
| Contact Person(s) Assisting Survey: Gary Hilderband | |
| Voting Area: Volunteer Fire Hall: Banquet Hall | |

| FINDINGS AND RECOMMENDATIONS BASED ON ON-SITE SURVEY AND ADA REQUIREMENTS | |
|--|---|
| Survey Performed by: Gray Smith AIA AICP Survey Date: June 20, 2005 | |
| <p>Note: Entry was not available to this facility during the visit.</p> <p>Parking: Accessible parking spaces are provided; however, some do not have upright signs.</p> <p>Recommendation: Install upright signs at 5 feet high.</p> |  |
|  | |

Gray Smith's Office

Architecture & Community Development
Expert Analysis & Testimony

| DELAWARE COMMISSIONER OF ELECTIONS POLLING PLACE ACCESSIBILITY RECOMMENDATIONS | |
|---|---------------------|
| Name of Polling Place: Little Creek Fire Hall Station 54 | County: Kent |
| Address: 311 Main Street Route 9, Little Creek | |
| Contact Person(s) Assisting Survey: Gary Hilderband | |
| Voting Area: Volunteer Fire Hall: Banquet Hall | |

| FINDINGS AND RECOMMENDATIONS BASED ON ON-SITE SURVEY AND ADA REQUIREMENTS | |
|--|--|
| Survey Performed by: Gray Smith AIA AICP Survey Date: June 20, 2005 | |
| <p>Note: Entry to this facility was not available during the visit.</p> <p>It was noted that this facility appeared to be fully ADA compliant.</p> |   |