

How to vote and return your Absentee Ballot

1 Read all of the instructions

Office Name Vote for One	
CANDIDATE NAME Political Party A	<input type="radio"/>
CANDIDATE NAME Political Party B	<input type="radio"/>

Read these instructions carefully.

If the ballot tells you to vote for one choice, fill in one oval.

If the ballot lets you vote for more than one choice, fill in no more than the number stated in the directions.

2 Mark the ballot correctly

Office Name Vote for One		
CANDIDATE NAME Political Party A	<input type="radio"/>	✗
CANDIDATE NAME Political Party A	<input type="radio"/>	✗
CANDIDATE NAME Political Party A	<input checked="" type="radio"/>	✓ OK
CANDIDATE NAME Political Party B	<input type="radio"/>	

Use a pen with dark blue or black ink, or use a regular pencil. Do not use other colors.

Completely fill in the oval to the right of your choice as shown above.

3 How to write-in a candidate

Office Name Vote for One	
CANDIDATE NAME Political Party A	<input type="radio"/>
CANDIDATE NAME Political Party B	<input type="radio"/>
Write-in Candidate Name	<input checked="" type="radio"/>

Write-in votes are not permitted in Primary Elections.

- Go to the "Write-In" block below the candidate names.
- Fill in the oval on the right side of the block, and PRINT the name of the person for whom you want to vote in the block.

4 Review your ballot


Office Name 1 Vote for One		Office Name 4 Vote for One	
CANDIDATE NAME Political Party A	<input checked="" type="radio"/>	CANDIDATE NAME Political Party A	<input type="radio"/>
CANDIDATE NAME Political Party B	<input type="radio"/>	CANDIDATE NAME Political Party B	<input type="radio"/>
CANDIDATE NAME Political Party C	<input type="radio"/>	Write-in Candidate Name	<input checked="" type="radio"/>
Write-in	<input type="radio"/>	Office Name 5 Vote for One	
Office Name 2 Vote for One		CANDIDATE NAME Political Party A	<input checked="" type="radio"/>
CANDIDATE NAME Political Party A	<input type="radio"/>	Write-in	<input type="radio"/>
CANDIDATE NAME Political Party B	<input checked="" type="radio"/>		
Write-in	<input type="radio"/>		

Make sure that you have made selections for each office for which you want to vote.

Contact the Department of Elections office in your county if you:

- Need help, or
- Need a replacement ballot.

5 Prepare your envelope




After marking your ballot, fold it and put it into the BALLOT ENVELOPE.

Sign the oath on the back of the envelope beside the big "X".

Seal the BALLOT ENVELOPE.

6 Return Your Envelope



Mail or take the envelope to the Department of Elections office in the county where you live.

Postage is paid if you mail it in the U.S. or at an APO, FPO or DPO.*

If you mail it in a foreign postal system:

- Send it by "air mail," and put the correct foreign postage on the envelope.

*Postage may be required in some situations.

Official Ballot Voting Checklist

- Read the directions.
- Mark your ballot correctly.
- Review your ballot.
- Put your voted ballot in the **BALLOT ENVELOPE**.
- Sign and seal the **BALLOT ENVELOPE**.
- Mail or return the **BALLOT ENVELOPE** to the Department of Elections office in your county.


Additional Reminders

- Make sure to sign the **BALLOT ENVELOPE**.
- Return the ballot so that it gets to the Department of Elections office in your county by 8 p.m. on the day of the election.
- Please return your voted ballot as soon as possible. Allow time for mail especially if it is being returned from outside the United States.


Website: <https://elections.delaware.gov>

iVOTE.DE.gov

 Facebook.com/DoE.Delaware

 Twitter.com/DE_Elections

 @doe.delaware

 Delaware Elections

State of Delaware Department of Elections

Kent County Office

Mailing Address:
PO Box 699
Dover DE 19903-0699

Office Location:
100 Enterprise Pl Suite 5
Dover DE 19904

Phone: (302) 739-4498
Fax: (302) 739-4515
email: absenteekc@delaware.gov

New Castle County Office

Mailing Address:
PO Box 7079
Wilmington DE 19803-0079

Office Location:
Carvel State Office Building
820 N French St Suite 400
Wilmington DE 19801


Phone: (302) 577-3464
Fax: (302) 577-6545
email: absentee@delaware.gov

Sussex County Office

Mailing Address:
PO Box 457
Georgetown DE 19947-0457

Office Location:
119 N Race St
Georgetown DE 19947

Phone: (302) 856-5367
Fax: (302) 856-5082
email: absenteesc@delaware.gov



Instructions for Completing and Returning Your Absentee Ballot

