

STATE OF DELAWARE
Official Results of General Election
1966



Prepared by
GEORGE W. CRIPPS
Commissioner of Elections

DISCOVER

Wonderful Delaware!

STATE OF DELAWARE
ELECTED OFFICIALS

November 8, 1966

TERM
EXPIRES

United States Senator

J. CALEB BOGGS (R) January, 1973
Washington 6, D.C.

United States Representative

WILLIAM V. ROTH (R) January, 1969
Washington, D.C.

Attorney General

DAVID P. BUCKSON (R) January, 1971
Dover, Delaware

State Treasurer

DANIEL J. ROSS (R) January, 1969
Dover, Delaware

Auditor of Accounts

GEORGE W. CRIPPS (R) January, 1969
Dover, Delaware

Insurance Commissioner

ROBERT A. SHORT (R) January, 1971
Dover, Delaware

STATE OF DELAWARE
STATE SENATORS ELECTED TO 124th GENERAL ASSEMBLY

November 8, 1966

KENT

FOLTZ, ANDREW (R)

NEW CASTLE

†HOLLOWAY, HERMAN M. (D)

KEENAN, RALPH S. (R)

STEELE, DEAN C. (R)

†MANNING, MARGARET R. (R)

†CARNEY, ROBERT I. (D)

ISAACS, DONALD J. (R)

SUSSEX

GRIER, FRANK R. (R)

†BOOKHAMMER, EUGENE D. (R) (1) Republican Whip

HOLD OVER SENATORS

The following Senators terms expire Jan. 1969

KENT

COOK, ALLEN J. (D) (1) Democrat Floor Leader

ROBBINS, GEORGE A. (D)

NEW CASTLE

DINEEN, RUSSELL D. F. (D)

SCHLOR, GEORGE F. (D)

CONNER, LOUISE (R)

duPONT, REYNOLDS (R) (1) Republican Floor Leader

MOORE, ANTHONY C. (D)

McCULLOUGH, CALVIN R. (D) (1) President Pro-Tem

SUSSEX

STEEN, CURTIS W. (D) (1) Democratic Whip

† Denotes incumbent
(1) Senate is evenly divided

STATE OF DELAWARE
STATE REPRESENTATIVES ELECTED TO
124th GENERAL ASSEMBLY

November 8, 1966

KENT

RIDDAGH, ROBERT W.	(R)	
†ZIMMERMAN, JACOB A.	(D)	Minority Leader
SEBRELL, LORIN B.	(R)	
PLEASANTON, LEON R.	(R)	
QUILLEN, ROBERT GEORGE	(R)	

NEW CASTLE

BROWN, FRED	(R)	
EVANS, RAYMOND	(R)	
†FONVILLE, OLIVER S.	(D)	
†HAMMOND, REESE L.	(D)	
†SHOCKLEY, PAUL E.	(D)	
CASTLE, MICHAEL N.	(R)	
†McMAHON, JOHN J.	(D)	
HERING, GEORGE C.	(R)	Speaker of the House
†BARTLESON, LEES T.	(R)	
LESHER, HERBERT A.	(R)	
†HECKERT, CLARICE U.	(R)	
†BENSON, DAVID S.	(R)	
STABLER, LAIRD W. Jr.	(R)	
†HALE, EVERETTE	(R)	Majority Leader
PAGANO, MARIO A.	(R)	
HART, WILLIAM F.	(R)	
CICIONE, ANTHONY J.	(R)	
FREDERICK, WILLIAM L.	(R)	
†GOODING, MARY ETTA	(D)	
†SLAWIK, MELVIN A.	(D)	Minority Whip
†FERGUSON, JOHN P.	(D)	
CASHMAN, JOSEPH T.	(R)	
†BLENDT, CARLTON Jr.	(D)	
MURPHY, JOSEPH R.	(R)	

SUSSEX

HARRINGTON, LEWIS B.	(D)	
†ESKRIDGE, NORMAN A.	(D)	
†PHILLIPS, HARRISON W.	(D)	
GRAY, GEORGE E.	(R)	
DODGE, ROBERT M.	(R)	Majority Whip
BURTON, LOUIS W.	(R)	

† *Denotes incumbent*

STATE OF DELAWARE
COUNTY OFFICIALS ELECTED
 November 8, 1966

KENT COUNTY

	TERM EXPIRES
<i>*Levy Court Commissioners</i>	
RICHTER, GLENN A. (Pres.) (R)	January, 1969
THOMAS, ISAAC (R)	January, 1969
ABBOTT, WALTER (R)	January, 1969
HOLDEN, WILLIAM C. (D)	January, 1969
SPENCE, WILLIAM E. (D)	January, 1969
 <i>Clerk of the Peace</i>	
McFADDEN, ELIZABETH (R)	January, 1971
 <i>Receiver of Taxes</i>	
TORBERT, DORSEY G. (D)	June, 1971
 <i>Court of Chancery & Orphans Court</i>	
PRETTYMAN, CARL F. (D)	January, 1971
 <i>Sheriff</i>	
PASKEY, WILLIAM Jr. (D)	January, 1969
 <i>Recorder of Deeds</i>	
JARRELL, MAURICE N. (R)	January, 1971
 <i>Coroner</i>	
TORBERT, WILLIAM C. Jr. (D)	January, 1969

** Reigning body of County Government elected for two year term.*

STATE OF DELAWARE
COUNTY OFFICIALS ELECTED

November 8, 1966

NEW CASTLE COUNTY

Executive-Council

			TERM EXPIRES
WILLIAM J. CONNER	County Executive	(R)	Jan. 1969
Wilmington			
C. DOUGLASS BUCK, Jr.	President of County Council	(R)	Jan. 1969
Wilmington			
JOHN J. SMITH	Councilman First District	(R)	Jan. 1969
Wilmington			
THOMAS J. KEALY	Councilman Second District	(R)	Jan. 1971
Wilmington			
RICHARD SINCOCK	Councilman Third District	(R)	Jan. 1969
Wilmington			
HENRY R. FOLSOM, Jr.	Councilman Fourth District	(R)	Jan. 1971
Newark			
HARRISON E. FROHOCK	Councilman Fifth District	(R)	Jan. 1969
Wilmington			
JOSEPH F. TONER	Councilman Sixth District	(D)	Jan. 1971
New Castle			

The offices of County Executive and County Council were created by the 123rd General Assembly and signed into law by the Governor May 26, 1965, to replace the Levy Court.

In the future the terms of the County Executive and County Council Members will be four years.

The Levy Court Commissioners whose terms had not expired were made Councilmen at large until the expiration date of their terms.

They are:

			TERM EXPIRES
JOSEPH F. DAYTON	Councilman at Large	(R)	Jan. 1969
Wilmington			
JOHN D. DANIELLO	Councilman at Large	(D)	Jan. 1971
Wilmington			

The County Executive will be the Chief Administrator of the several Departments of the New Government; The County Council will set taxes, adopt ordinances, and review the budgets and programs of the Departments. A large measure of autonomy is granted to this New Government.

STATE OF DELAWARE
COUNTY OFFICIALS ELECTED

November 8, 1966

NEW CASTLE

Recorder of Deeds

DUGAN, LEO J. (R)

Register of Wills

SULLIVAN, LAWRENCE M. (R)

Sheriff

MICHAELS, EDWARD J. (R)

Coroner

WARWICK, WILLIAM J. (R)

SUSSEX

**Levy Court Commissioner*

BRIGGS, JOHN L. (R)

Clerk of the Peace

VICKERS, OSCAR G. (R)

Register of Wills

CLENDANIEL, RICHARD M. (R)

Recorder of Deeds

BAXTER, JAMES H. Jr. (R)

Sheriff

BRYAN, PAUL H. (D)

Coroner

MELSON, A. DOUGLAS (D)

** Reigning body of County Government consisting of
three members elected for a term of six years.*

STATE OF DELAWARE
OFFICIALS WHOSE TERMS DID NOT EXPIRE IN 1967

	STATE	TERM EXPIRES
<i>Governor</i> CHARLES L. TERRY, Jr.	(D)	January, 1969
<i>Lieutenant-Governor</i> SHERMAN W. TRIBBITT	(D)	January, 1969
<i>U. S. Senator</i> JOHN J. WILLIAMS	(R)	January, 1971

KENT COUNTY		TERM EXPIRES
<i>County Comptroller</i> RAYMOND WELSH, Sr.	(D)	January, 1969
<i>Prothonotary</i> FRANK R. HAYES	(D)	January, 1969
<i>Registrar of Wills</i> H. CLIFFORD CLARK	(D)	January, 1969

NEW CASTLE COUNTY		TERM EXPIRES
<i>Prothonotary</i> JOHN F. HYDE	(D)	January, 1969
<i>Clerk of Orphans Court - Register in Chancery</i> GEORGE J. FISHER	(D)	January, 1969
<i>Clerk of the Peace</i> MRS. MABEL ROMAN GATELY	(D)	January, 1969
<i>Receiver of Taxes - County Treasurer</i> CHESTER GOVE, Jr.	(D)	January, 1969
<i>Comptroller</i> FRANCIS J. CALLAHAN	(D)	January, 1969

SUSSEX COUNTY		TERM EXPIRES
<i>Register in Chancery - Clerk of Orphans Court</i> NORMAN S. HUDSON	(D)	January, 1969
<i>Comptroller</i> OLIVER E. HILL	(D)	January, 1969
<i>Receiver of Taxes - County Treasurer</i> N. EUGENE CAMPBELL	(D)	January, 1969
<i>Prothonotary</i> S. GERTRUDE THARP	(D)	January, 1969
<i>Levy Court Commissioners</i> MARTIN W. JOHNSON	(D)	January, 1969
R. GLEN MEARS	(D)	January, 1969

STATE OF DELAWARE
OFFICIAL RESULTS OF GENERAL ELECTION
 November 8, 1966

<i>United States Senator</i>	NEW CASTLE COUNTY	KENT COUNTY	SUSSEX COUNTY	TOTAL VOTES	MAJORITY
TUNNELL (D)	45,650	8,497	13,134	67,281	
BOGGS (R)	71,815	10,812	14,641	97,268	29,987 (R)
Total Votes Cast	117,465	19,309	27,775	164,549	
<i>U.S. Rep. In Congress</i>					
McDOWELL (D)	49,718	9,184	13,240	72,142	
ROTH (R)	66,871	9,907	14,183	90,961	18,819 (R)
Total Votes Cast	116,589	19,091	27,423	163,103	
<i>Attorney General</i>					
BALICK (D)	46,642	7,960	12,246	66,848	
BUCKSON (R)	70,115	11,257	15,223	96,595	29,747 (R)
Total Votes Cast	116,757	19,217	27,469	163,443	
<i>State Treasurer</i>					
LEWIS (D)	46,312	9,380	13,138	68,830	
ROSS (R)	69,000	9,518	14,088	92,606	23,776 (R)
Total Votes Cast	115,312	18,898	27,226	161,436	
<i>Auditor</i>					
MOORE (D)	48,640	8,984	13,280	70,904	
CRIPPS (R)	66,590	10,034	14,052	90,676	19,772 (R)
Total Votes Cast	115,230	19,018	27,332	161,580	
<i>Insurance Commissioner</i>					
ABBOTT (D)	43,210	8,504	12,383	64,097	
SHORT (R)	72,647	10,491	15,052	98,190	34,093 (R)
Total Votes Cast	115,857	18,995	27,435	162,287	

STATE OF DELAWARE
OFFICIAL ELECTION RESULTS OF NOVEMBER 8, 1966
County Offices

KENT COUNTY

		VOTES	MAJORITY
<i>Clerk of the Peace</i>			
LYNCH	(D)	9,280	
McFADDEN	(R)	9,678	398 (R)
<i>Recorder of Deeds</i>			
HANSON	(D)	9,097	
JARRELL	(R)	9,858	761 (R)
<i>Register in Chancery</i>			
PRETTYMAN	(D)	9,530	130 (D)
POYNTER	(R)	9,400	
<i>Levy Court Commissioners</i>			
25th. District			
COUNCIL	(D)	9,049	
THOMAS	(R)	9,905	856 (R)
26th. District			
HARTNETT	(D)	9,373	
RICHTER	(R)	9,600	227 (R)
27th. District			
HOLDEN	(D)	9,546	154 (D)
DONOVAN	(R)	9,392	
28th. District			
SPENCE	(D)	9,740	536 (D)
KERSHNER	(R)	9,204	
29th. District			
CARROLL	(D)	9,387	
ABBOTT	(R)	9,471	84 (R)
<i>Receiver of Taxes</i>			
TORBERT	(D)	10,053	1,075 (D)
PHILLIPS	(R)	8,978	
<i>Sheriff</i>			
PASKEY	(D)	9,599	220 (D)
HURD	(R)	9,379	
<i>Coroner</i>			
TORBERT	(D)	9,714	319 (D)
ALLEN	(R)	9,395	

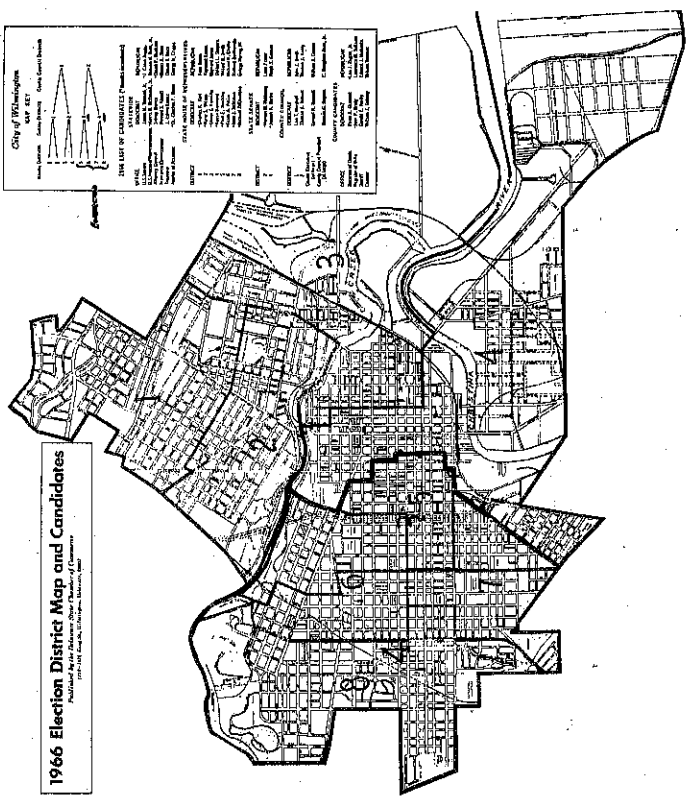
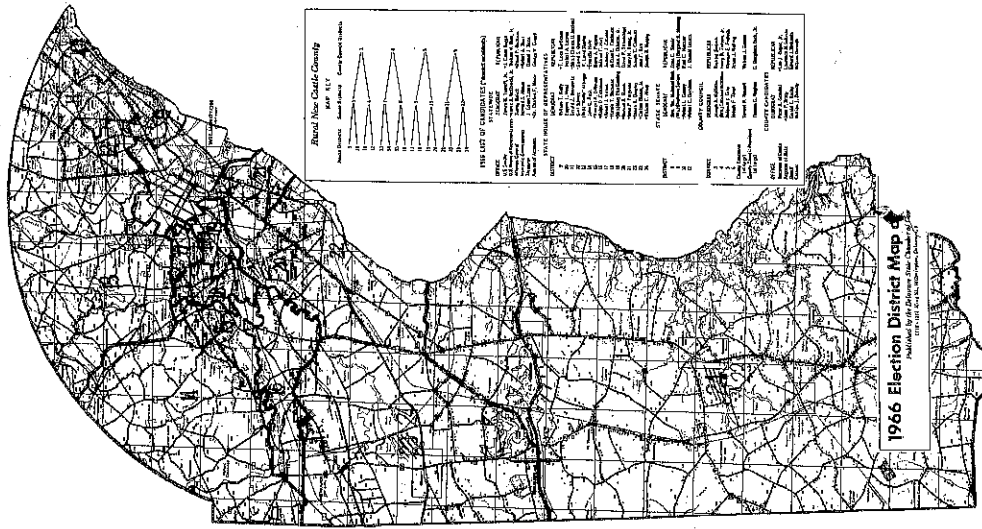
STATE OF DELAWARE
OFFICIAL ELECTION RESULTS OF NOVEMBER 8, 1966
Members of General Assembly

KENT COUNTY
 STATE SENATORS

	VOTES	MAJORITY
<i>27th. District & 28th. District</i>		
McGINNIS (D)	2,763	
FOLTZ (R)	3,661	898 (R)

HOUSE OF REPRESENTATIVES

<i>25th. District</i>		
PEARSON (D)	2,119	
RIDDAGH (R)	2,612	493 (R)
<i>26th. District</i>		
ZIMMERMAN (D)	1,164	85 (D)
MOORE (R)	1,079	
<i>27th. District</i>		
KELLY (D)	1,659	
SEBRELL (R)	2,364	705 (R)
<i>28th. District</i>		
SHULTIES (D)	2,012	
PLEASANTON (R)	2,290	278 (R)
<i>29th. District</i>		
ADAMS (D)	1,897	
QUILLEN (R)	2,017	120 (R)



STATE OF DELAWARE

SENATORIAL, REPRESENTATIVE, AND ELECTION DISTRICTS

Senatorial Districts	18
Representative Districts	35
Election Districts	348
Senatorial Districts	
Kent County	3
New Castle County	12
Sussex County	3

Kent County
Map No. 187

1. Shows the boundaries of the 18 Senatorial Districts.
2. Shows the boundaries of the 35 Representative Districts.

THE LIST OF SENATORIAL DISTRICTS (Senators)

1. Kent County	1. Kent County
2. New Castle County	2. New Castle County
3. Sussex County	3. Sussex County

THE LIST OF REPRESENTATIVE DISTRICTS (Representatives)

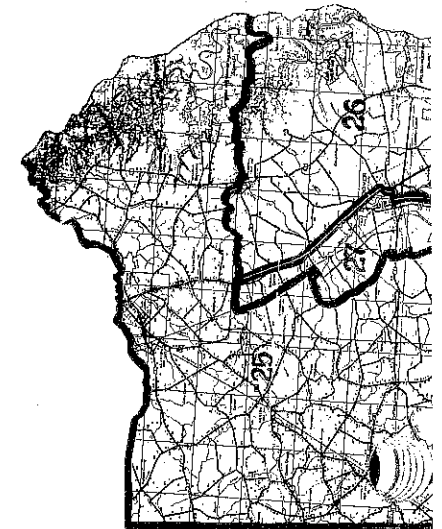
1. Kent County	1. Kent County
2. New Castle County	2. New Castle County
3. Sussex County	3. Sussex County

THE LIST OF COUNTY COUNCIL MEMBERS (County Council)

1. Kent County	1. Kent County
2. New Castle County	2. New Castle County
3. Sussex County	3. Sussex County

THE LIST OF JUDICIAL DISTRICTS (Judges)

1. Kent County	1. Kent County
2. New Castle County	2. New Castle County
3. Sussex County	3. Sussex County



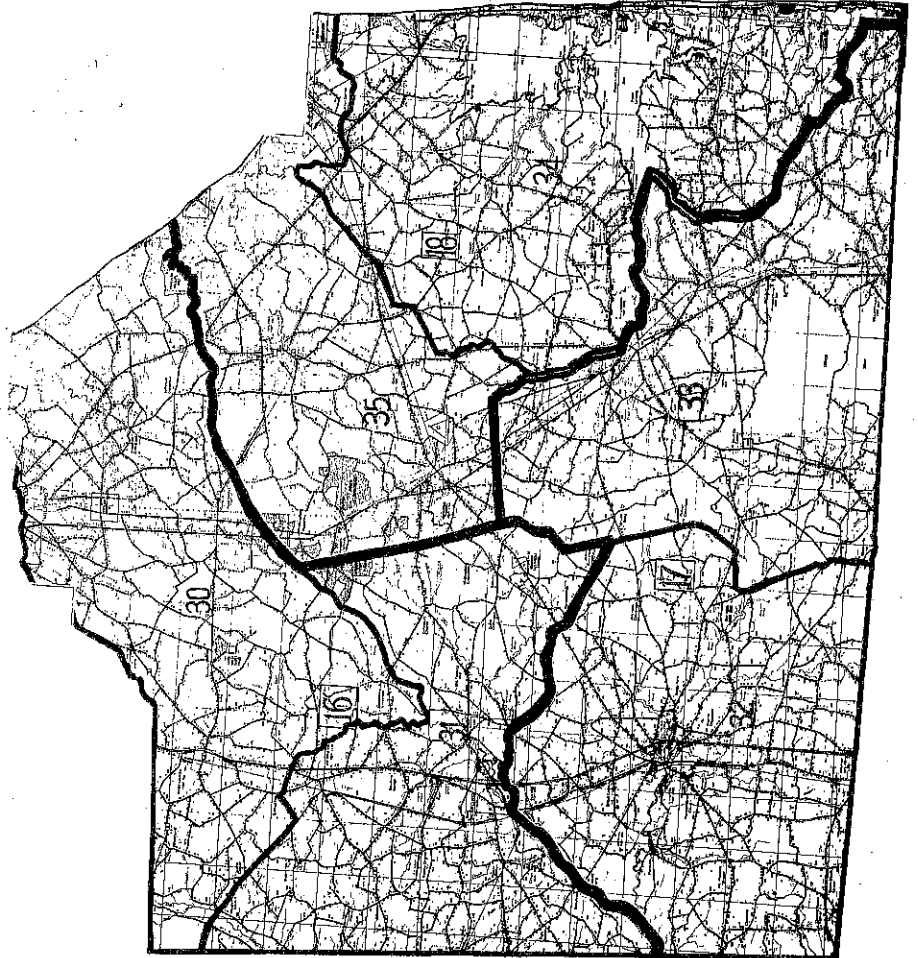
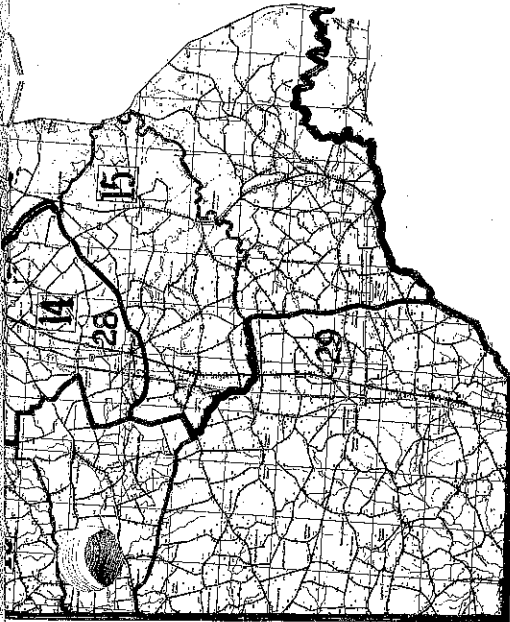
Representative Districts

Kent County	5
New Castle County	24
Sussex County	6
Total	35

*Election Districts

Kent County	25
New Castle County	297
Sussex County	26
Total	348

*Election District is individual polling places.



Sussex County
MAP KEY

1. Heavy black lines are county boundaries & show county districts.
2. Thin black lines are precinct boundaries & show precinct numbers.
3. Dotted lines are city boundaries (Precinct numbers only)

TOWNSHIP LIST OF CHARLOTTE COUNTY (Precinct numbers)

ALLEN	1	10	19
ANDERSON	2	11	20
BARRETT	3	12	21
BELMONT	4	13	22
BIRCHMOUNT	5	14	23
BLOOMINGDALE	6	15	24
BONNIEVILLE	7	16	25
BURTON	8	17	26
CLAYTON	9	18	27
CLAYTON	10	19	28
CLAYTON	11	20	29
CLAYTON	12	21	30
CLAYTON	13	22	31
CLAYTON	14	23	32
CLAYTON	15	24	33
CLAYTON	16	25	34
CLAYTON	17	26	35
CLAYTON	18	27	36
CLAYTON	19	28	37
CLAYTON	20	29	38
CLAYTON	21	30	39
CLAYTON	22	31	40
CLAYTON	23	32	41
CLAYTON	24	33	42
CLAYTON	25	34	43
CLAYTON	26	35	44
CLAYTON	27	36	45
CLAYTON	28	37	46
CLAYTON	29	38	47
CLAYTON	30	39	48
CLAYTON	31	40	49
CLAYTON	32	41	50
CLAYTON	33	42	51
CLAYTON	34	43	52
CLAYTON	35	44	53
CLAYTON	36	45	54
CLAYTON	37	46	55
CLAYTON	38	47	56
CLAYTON	39	48	57
CLAYTON	40	49	58
CLAYTON	41	50	59
CLAYTON	42	51	60
CLAYTON	43	52	61
CLAYTON	44	53	62
CLAYTON	45	54	63
CLAYTON	46	55	64
CLAYTON	47	56	65
CLAYTON	48	57	66
CLAYTON	49	58	67
CLAYTON	50	59	68
CLAYTON	51	60	69
CLAYTON	52	61	70
CLAYTON	53	62	71
CLAYTON	54	63	72
CLAYTON	55	64	73
CLAYTON	56	65	74
CLAYTON	57	66	75
CLAYTON	58	67	76
CLAYTON	59	68	77
CLAYTON	60	69	78
CLAYTON	61	70	79
CLAYTON	62	71	80
CLAYTON	63	72	81
CLAYTON	64	73	82
CLAYTON	65	74	83
CLAYTON	66	75	84
CLAYTON	67	76	85
CLAYTON	68	77	86
CLAYTON	69	78	87
CLAYTON	70	79	88
CLAYTON	71	80	89
CLAYTON	72	81	90
CLAYTON	73	82	91
CLAYTON	74	83	92
CLAYTON	75	84	93
CLAYTON	76	85	94
CLAYTON	77	86	95
CLAYTON	78	87	96
CLAYTON	79	88	97
CLAYTON	80	89	98
CLAYTON	81	90	99
CLAYTON	82	91	100

STATE OF DELAWARE
OFFICIAL ELECTION RESULTS OF NOVEMBER 8, 1966

County Offices

NEW CASTLE COUNTY

OFFICE

	VOTES	MAJORITY
<i>Recorder of Deeds</i>		
GRANDELL (D)	46,082	
DUGAN (R)	69,577	23,495 (R)
<i>Register of Wills</i>		
BRADY (D)	47,497	
SULLIVAN (R)	67,864	20,367 (R)
<i>Sheriff</i>		
REILLY (D)	45,117	
MICHAELS (R)	70,766	25,649 (R)
<i>Coroner</i>		
DOHERTY (D)	50,372	
WARWICK (R)	65,237	14,865 (R)
<i>County Executive</i>		
RUSSELL (D)	46,740	
CONNER (R)	68,938	22,198 (R)
<i>President County Council</i>		
HUGHES (D)	45,729	
BUCK (R)	70,172	24,443 (R)

COUNTY COUNCIL

<i>1st. District</i>		
MARSHALL (D)	6,695	
SMITH (R)	7,880	1,185 (R)
<i>2nd. District</i>		
NEWELL (D)	7,780	
KEALY (R)	7,994	214 (R)
<i>3rd. District</i>		
HALLORAN (D)	7,173	
SINCOCK (R)	17,122	9,949 (R)
<i>4th. District</i>		
McMAHON (D)	7,041	
FOLSOM (R)	19,166	12,125 (R)
<i>5th. District</i>		
GRAY (D)	8,481	
FROHOCK (R)	8,748	267 (R)
<i>6th. District</i>		
TONER (D)	8,967	
WALLING (R)	8,646	321 (D)

STATE OF DELAWARE

OFFICIAL ELECTION RESULTS OF NOVEMBER 8, 1966

Members of General Assembly
NEW CASTLE COUNTY

STATE SENATORS

<i>2nd. Senatorial District</i>		VOTES	MAJORITY
HOLLOWAY	(D)	3,611	1,952 (D)
FISHER	(R)	1,659	
<i>4th. Senatorial District</i>		VOTES	MAJORITY
MARTIN	(D)	4,382	
KEENAN	(R)	4,595	213 (R)
<i>6th Senatorial District</i>		VOTES	MAJORITY
WORK	(D)	3,460	
STEELE	(R)	10,547	7,087 (R)
<i>8th. Senatorial District</i>		VOTES	MAJORITY
SANTOW	(D)	3,157	
MANNING	(R)	6,190	3,033 (R)
<i>10th. Senatorial District</i>		VOTES	MAJORITY
CARNEY	(D)	4,353	149 (D)
HASSLER	(R)	4,204	
<i>12th. Senatorial District</i>		VOTES	MAJORITY
DAVIDSON	(D)	3,957	
ISAACS	(R)	5,043	1,086 (R)

STATE OF DELAWARE
OFFICIAL ELECTION RESULTS OF NOVEMBER 8, 1966

**Members of General Assembly
 NEW CASTLE COUNTY**

HOUSE OF REPRESENTATIVES

<i>1st. Representative District</i>	VOTES	MAJORITY
KEIL (D)	2,617	
BROWN (R)	2,689	72 (R)
 <i>2nd. Representative District</i>		
WILSON (D)	1,859	
EVANS (R)	2,045	186 (R)
 <i>3rd. Representative District</i>		
FONVILLE (D)	1,527	
JONES (R)	794	733 (D)
 <i>4th. Representative District</i>		
HAMMOND (D)	1,926	
SIMPERS (R)	1,047	879 (D)
 <i>5th. Representative District</i>		
SHOCKLEY (D)	1,886	
SMITH (R)	1,033	853 (D)
 <i>6th. Representative District</i>		
PARISI (D)	1,656	
CASTLE (R)	2,679	1,023 (R)
 <i>7th. Representative District</i>		
McMAHON (D)	2,311	
BARTKOWSKI (R)	1,656	655 (D)
 <i>8th. Representative District</i>		
DiELEUTERIO (D)	1,903	
HERING (R)	2,798	895 (R)
 <i>9th. Representative District</i>		
KELLY (D)	1,539	
BARTLESON (R)	3,654	2,115 (R)
 <i>10th. Representative District</i>		
REED (D)	2,118	
LESHER (R)	3,016	898 (R)
 <i>11th. Representative District</i>		
BERKOWITZ (D)	1,786	
HECKERT (R)	5,367	3,581 (R)
 <i>12th. Representative District</i>		
SCHNEE (D)	1,575	
BENSON (R)	5,333	3,758 (R)

STATE OF DELAWARE

OFFICIAL ELECTION RESULTS OF NOVEMBER 8, 1966

Members of General Assembly

NEW CASTLE COUNTY

HOUSE OF REPRESENTATIVES (Cont.)

	VOTES	MAJORITY
<i>13th. Representative District</i>		
ALLINGER (D)	1,811	
STABLER (R)	7,784	5,973 (R)
<i>14th. Representative District</i>		
RASH (D)	1,838	
HALE (R)	5,577	3,739 (R)
<i>15th. Representative District</i>		
BIFFERATO (D)	2,109	
PAGANO (R)	3,007	898 (R)
<i>16th. Representative District</i>		
EDMANSON (D)	1,395	
HART (R)	2,856	1,461 (R)
<i>17th. Representative District</i>		
WILSON (D)	2,109	
CICIONE (R)	2,234	125 (R)
<i>18th. Representative District</i>		
BOCKMAN (D)	2,036	
FREDERICK (R)	2,418	382 (R)
<i>19th. Representative District</i>		
GOODING (D)	2,779	172 (D)
DILLMAN (R)	2,607	
<i>20th. Representative District</i>		
SLAWIK (D)	1,766	307 (D)
CARTER (R)	1,459	
<i>21st. Representative District</i>		
FERGUSON (D)	2,379	1,062 (D)
YOUNG (R)	1,317	
<i>22nd. Representative District</i>		
CROSS (D)	2,163	
CASHMAN (R)	2,905	742 (R)
<i>23rd. Representative District</i>		
BLENDT (D)	2,480	195 (D)
KIRK (R)	2,285	
<i>24th. Representative District</i>		
ALSIP (D)	1,617	
MURPHY (R)	2,598	981 (R)

STATE OF DELAWARE
OFFICIAL ELECTION RESULTS OF NOVEMBER 8, 1966

County Offices
SUSSEX COUNTY

	VOTES	MAJORITY
<i>Levy Court Commissioner</i>		
PRETTYMAN (D)	12,882	
BRIGGS (R)	14,441	1,559 (R)
<i>Clerk of the Peace</i>		
BRASURE (D)	13,283	
VICKERS (R)	13,994	711 (R)
<i>Register of Wills</i>		
ATKINS (D)	12,953	
CLENDANIEL (R)	14,206	1,253 (R)
<i>Recorder of Deeds</i>		
VEASEY (D)	12,408	
BAXTER (R)	15,010	2,602 (R)
<i>Sheriff</i>		
BRYAN (D)	13,854	
LEWIS (R)	13,451	403 (D)
<i>Coroner</i>		
MELSON (D)	14,122	
ROGERS (R)	13,345	777 (D)

STATE OF DELAWARE

OFFICIAL ELECTION RESULTS OF NOVEMBER 8, 1966

Members of General Assembly
SUSSEX COUNTY

STATE SENATORS

		VOTES	MAJORITY
<i>30th. & 31st Districts</i>			
HOEY	(D)	4,143	
GRIER	(R)	4,682	539 (R)
<i>34th. & 35th. Districts</i>			
LeCATO	(D)	3,697	
BOOKHAMMER	(R)	5,860	2,163 (R)

HOUSE OF REPRESENTATIVES

<i>30th. District</i>			
HARRINGTON	(D)	2,252	54 (D)
HUMES	(R)	2,198	
<i>31st. District</i>			
ESKRIDGE	(D)	2,330	293 (D)
WOLLASTON	(R)	2,037	
<i>32nd. District</i>			
PHILLIPS	(D)	2,465	317 (D)
FLEETWOOD	(R)	2,148	
<i>33rd. District</i>			
HUDSON	(D)	2,305	
GRAY	(R)	2,405	100 (R)
<i>34th. District</i>			
WINGATE	(D)	2,075	
DODGE	(R)	2,481	406 (R)
<i>35th. District</i>			
ISAACS	(D)	2,387	
BURTON	(R)	2,536	149 (R)

STATE OF DELAWARE

VOTER REGISTRATION AS OF OCTOBER 15, 1966

New Castle County	172,629
Kent County	25,907
Sussex County	36,195
Total	234,731

	DEMOCRAT	REPUBLICANS	OTHERS	TOTAL
Kent	13,177	7,603	5,127	25,907
New Castle	73,611	59,096	39,922	172,629
Sussex	18,677	12,682	4,836	36,195
Total	105,465	79,381	49,885	234,731

**PERCENTAGE OF REGISTERED VOTERS WHO VOTED
IN GENERAL ELECTIONS SINCE 1956**

	REGISTERED	VOTED	PERCENTAGE
1956	188,062	177,988	94.6%
1958	205,445	154,432	75.1%
1960	232,333	196,683	84.6%
1962	230,315	153,356	66.5%
1964	245,494	201,320	82.0%
1966	234,731	164,531	70.0%

**PRESIDENTIAL CANDIDATES
DELAWARE VOTE SINCE 1912**

1912	WILSON	Democrat	22,631
	TAFT	Republican	15,997
	ROOSEVELT	Progressive	8,886
	DEBS	Socialist	556
1916	WILSON	Democrat	24,753
	HUGHES	Republican	26,011
	HANLY	Prohibition	566
	BENSON	Socialist	480
1920	COX	Democrat	39,911
	HARDING	Republican	52,858
	WATKINS	Prohibition	986
	DEBS	Socialist	988
	CHRISTENSEN	Farm-Labor	93
1924	COOLIDGE	Republican	52,441
	DAVIS	Democrat	33,445
	LaFOLLETTE	Progressive & Socialist	4,979
1928	HOOVER	Republican	68,860
	SMITH	Democrat	36,643
1932	HOOVER	Republican	57,074
	ROOSEVELT	Democrat	54,319
	THOMAS	Socialist	1,376
	FOSTER	Communist	133
1936	ROOSEVELT	Democrat	69,702
	LANDON	Republican	54,014
	LEMKE	Union	442
	THOMAS	Socialist	179
	BROWDER	Communist	52

PRESIDENTIAL CANDIDATES DELAWARE VOTE SINCE 1912

1940	ROOSEVELT	Democrat	74,599
	WILLKIE	Republican	61,440
	BABSON	Prohibition	220
	THOMAS	Socialist	115
1944	ROOSEVELT	Democrat	68,166
	DEWEY	Republican	56,747
	WATSON	Prohibition	294
	THOMAS	Socialist	154
1948	TRUMAN	Democrat	67,813
	DEWEY	Republican	69,688
	WALLACE	Progressive	1,050
	WATSON	Prohibition	343
	THOMAS	Socialist	250
	TEICHERT	Socialist Labor	29
1952	EISENHOWER	Republican	90,059
	STEVENSON	Democrat	83,315
	HASS	Socialist Labor	242
	HOMBLÉN	Prohibition	234
	HALLINAN	Progressive	155
	HOOPES	Socialist	20
1956	EISENHOWER	Republican	98,057
	STEVENSON	Democrat	79,421
	HOLTWICK	Prohibition	400
	HASS	Socialist Labor	110
1960	KENNEDY	Democrat	99,590
	NIXON	Republican	96,373
	FAUBUS	States' Rights	354
	DECKER	Prohibition	284
	HASS	Socialist Labor	82
1964	JOHNSON	Democrat	122,704
	GOLDWATER	Republican	78,078
	HASS	Socialist Labor	113
	MUNN	Prohibition	425

INDEX

Foreword	1
Elected Officials	2
State Senators Elected to 124th General Assembly	3
State Representatives Elected to 124th General Assembly	4
County Officials Elected (Kent County)	5
County Officials Elected (New Castle Executive Council)	6
County Officials Elected (New Castle and Sussex County)	7
Officials Whose Terms Did Not Expire in 1967	8
Official Results of General Election (State Offices)	9
Official Election Results (Kent County Offices)	10
Official Election Results (Members of General Assembly—Kent County)..	11
Map of the Representative Districts	12 and 13
Official Election Results (New Castle County Officers)	14
Official Election Results (New Castle County Members of General Assembly)	15 - 17
Official Election Results (Sussex County Offices)	18
Official Election Results (Sussex County Members of General Assembly)..	19
Voter Information	20
Delaware Vote for Presidential Candidates Since 1912	21 and 22